




Club Health Assessment for District 336 A through May 2025

| | | | Status | Membership | | | | | | Reports | | | | | Finance | | LCIF |
|--|--------------------|--------------|---|-----------------------------|-------------------|---------------------|----------------|---|----------------------------|--|-------------------------------------|------------------------------------|------------------------|---|---------------------------------------|-----------------|-----------------------------------|
| Club Number | Club Name | Charter Date | | Current Member Count | YTD Members Added | YTD Members Dropped | YTD Net Growth | YTD Net Growth% | Member Count 12 Months Ago | Avg. length of service for dropped members | Months Since Last MMR *** | Yrs. Since Last Officer Report | President Rotation | Vice President Reported **** | Months Since Last Activity Report *** | Account Balance | Donations for current Fiscal Year |
| | | | Number of times on status quo within last two years | If below 15 members appears | | | | If net loss is greater than 20% appears | | | If no report in 3 months appears in | When more than one year appears in | Number of repeat terms | Notes the officers that do not have an active | If no report at 12 months red | | |
| Clubs less than two years old | | | | | | | | | | | | | | | | | |
| 181964 | Sakaide Chuo Mirai | 04/22/2025 | Newly Chartered | 21 | 21 | 0 | 21 | 100.00% | 0 | | 0 | | | T,M,VP,SC | N/A | | |
| 181477 | Sanuki Mirai | 05/02/2025 | Newly Chartered | 23 | 23 | 0 | 23 | 100.00% | 0 | | 0 | | | M,VP,SC | N/A | | |
| 179991 | Tokushima Mirai | 01/22/2025 | Active | 36 | 39 | 3 | 36 | 100.00% | 0 | 0 | 1 | | | T,M,VP,SC | N/R | | \$1,000.00 |
| Clubs more than two years old | | | | | | | | | | | | | | | | | |
| 23850 | AIZUMI | 06/17/1969 | Active | 26 | 0 | 1 | -1 | -3.70% | 30 | 55 | 2 | | | P,VP,SC | 2 | | \$964.83 |
| 23852 | ANAN | 04/21/1963 | Active | 49 | 1 | 2 | -1 | -2.00% | 50 | 3 | 5 | | N | S,T,VP,SC | 0 | | \$4,033.30 |
| Exc Award (06/30/2017, 06/30/2018) | | | | | | | | | | | | | | | | | |
| 23853 | AWA | 12/10/1971 | Active | 22 | 0 | 0 | 0 | 0.00% | 22 | | 7 | | | S,T,M,VP,SC | 24+ | | \$204.24 |
| 23854 | AWA IKEDA L C | 11/22/1962 | Active | 25 | 4 | 3 | 1 | 4.17% | 25 | 3 | 7 | | | P,S,T,M,VP SC | 24+ | | \$250.00 |
| 34264 | AWA KATSUURA L C | 06/24/1977 | Active | 19 | 1 | 1 | 0 | 0.00% | 19 | 2 | 5 | | | T,M,VP,SC | 24+ | | \$287.32 |
| 23855 | AYAUTAGUN L C | 02/22/1968 | Active | 22 | 1 | 0 | 1 | 4.76% | 21 | | 2 | | | P,S,T,M,VP SC | 3 | | \$1,991.21 |
| Exc Award (06/30/2017, 06/30/2020) | | | | | | | | | | | | | | | | | |
| 59168 | DONARI | 02/26/1997 | Active | 31 | 1 | 0 | 1 | 3.33% | 30 | | 8 | | None | P,S,T,M,VP SC | 24+ | | \$705.00 |
| 23921 | HIGASHIKAGAWA | 02/13/1964 | Active | 32 | 0 | 1 | -1 | -3.03% | 33 | 32 | 7 | | | P,T,M,VP,SC | 24+ | | \$100.00 |
| 38397 | HONAI | 04/17/1980 | Cancelled(6*) | 0 | 0 | 13 | -13 | -100.00% | 13 | 21 | 2 | | None | P,S,T,M,VP SC | 24+ | | |
| 35904 | IKATA | 06/05/1978 | Active | 34 | 6 | 4 | 2 | 6.25% | 36 | 9 | 1 | | N | T,SC | 3 | | \$2,543.68 |
| 23868 | IMABARI | 10/19/1961 | Active | 63 | 4 | 9 | -5 | -7.35% | 69 | 18 | 0 | | | P,M,VP,SC | 11 | | \$9,682.60 |
| Exc Award (06/30/2023, 06/30/2024) | | | | | | | | | | | | | | | | | |
| 23866 | IMABARI CHUO | 10/24/1963 | Active | 48 | 1 | 1 | 0 | 0.00% | 48 | 8 | 0 | | N | M,SC | 12 | | \$4,450.19 |
| Exc Award (06/30/2017, 06/30/2023) | | | | | | | | | | | | | | | | | |
| 23867 | IMABARI HIGASHI | 07/31/1973 | Active | 38 | 2 | 2 | 0 | 0.00% | 38 | 3 | 0 | | N | T,SC | 0 | | \$3,432.42 |
| 54082 | IMABARI KURUSHIMA | 02/10/1993 | Active | 35 | 3 | 5 | -2 | -5.41% | 38 | 11 | 2 | | | T,M,VP,SC | 0 | | \$2,586.50 |
| Exc Award (06/30/2017) | | | | | | | | | | | | | | | | | |
| 23865 | INO | 03/11/1967 | Active | 26 | 4 | 2 | 2 | 8.33% | 30 | 5 | 0 | | | S,T,M,VP,SC | 10 | | \$384.47 |
| Exc Award (06/30/2017, 06/30/2018, 06/30/2020) | | | | | | | | | | | | | | | | | |



Club Health Assessment for District 336 A through May 2025

|  | | | Status | Membership | | | | | | | Reports | | | | | Finance | LCIF |
|--|------------------|--------------|---|-----------------------------|-------------------|---------------------|----------------|---|----------------------------|--|-------------------------------------|------------------------------------|------------------------|--|---------------------------------------|-----------------|-----------------------------------|
| Club Number | Club Name | Charter Date | | Current Member Count | YTD Members Added | YTD Members Dropped | YTD Net Growth | YTD Net Growth% | Member Count 12 Months Ago | Avg. length of service for dropped members | Months Since Last MMR *** | Yrs. Since Last Officer Report | President Rotation | Vice President Reported **** | Months Since Last Activity Report *** | Account Balance | Donations for current Fiscal Year |
| | | | Number of times on status quo within last two years | If below 15 members appears | | | | If net loss is greater than 20% appears | | | If no report in 3 months appears in | When more than one year appears in | Number of repeat terms | Notes the officers that do not have appears in an active | If no report at 12 months red | | |
| 30293 | ISHII | 02/18/1975 | Active | 19 | 5 | 2 | 3 | 18.75% | 20 | 4 | 0 | | 2 | S,T,M,VP,SC | 8 | | \$726.70 |
| 34073 | ITANO | 06/08/1977 | Active | 24 | 1 | 4 | -3 | -11.11% | 27 | 17 | 1 | | | N P,S,T,VP,SC | 18 | | \$576.47 |
| 23869 | IYO | 11/22/1965 | Active | 50 | 4 | 2 | 2 | 4.17% | 48 | 1 | 0 | | | M,VP,SC | 24+ | | \$3,592.30 |
| 31380 | IYO DOI | 11/10/1975 | Active | 50 | 5 | 0 | 5 | 11.11% | 44 | | 0 | | N | M,SC | 5 | | \$6,982.31 |
| 44150 | IYO KOMATSU | 06/04/1984 | Active | 13 | 0 | 0 | 0 | 0.00% | 13 | | 12 | | | P,S,T,M,VP SC | 11 | | \$1,256.82 |
| Exc Award (06/30/2017) | | | | | | | | | | | | | | | | | |
| 23870 | IYO MISHIMA | 10/18/1961 | Active | 39 | 0 | 2 | -2 | -4.88% | 44 | 7 | 1 | | | S,M,VP,SC | 8 | | \$900.03 |
| Exc Award (06/30/2018, 06/30/2020, 06/30/2025) | | | | | | | | | | | | | | | | | |
| 23872 | IYOYOSHIDA | 09/15/1963 | Active | 17 | 2 | 2 | 0 | 0.00% | 18 | 3 | 1 | | | P,S,T,M,VP SC | 1 | | \$577.04 |
| 46601 | KAMIITA | 10/02/1986 | Active | 29 | 0 | 2 | -2 | -6.45% | 31 | 38 | 1 | | N | P,T,M,VP,SC | 3 | | \$418.30 |
| 49846 | KAMIYAMA | 09/11/1989 | Active | 0 | 2 | 10 | -8 | -100.00% | 9 | 26 | 0 | | None | P,S,T,M,VP SC | 24+ | | |
| 23873 | KAMOJIMA | 02/15/1967 | Active | 31 | 4 | 1 | 3 | 10.71% | 30 | 3 | 1 | | N | P,VP,SC | 0 | | \$9,770.71 |
| 23874 | KAN ONJI | 03/19/1958 | Active | 46 | 8 | 1 | 7 | 17.95% | 39 | 4 | 1 | | N | S,T,M,VP,SC | 9 | | \$5,323.88 |
| 55173 | KAN-ONJI CHUO | 12/28/1993 | Active | 17 | 2 | 0 | 2 | 13.33% | 16 | | 2 | | N | P,S,T,M,SC | 1 | | \$1,600.01 |
| Exc Award (06/30/2017, 06/30/2018) | | | | | | | | | | | | | | | | | |
| 23875 | KAWANOE | 12/16/1961 | Active | 36 | 5 | 3 | 2 | 5.88% | 42 | 12 | 1 | | N | P,S,M,VP,SC | 0 | | \$6,158.91 |
| Exc Award (06/30/2018) | | | | | | | | | | | | | | | | | |
| 51325 | KAWANOE CHUO | 02/08/1991 | Active | 18 | 1 | 1 | 0 | 0.00% | 19 | 1 | 1 | | N | P,S,M,SC | 1 | | \$3,163.27 |
| Exc Award (06/30/2018) | | | | | | | | | | | | | | | | | |
| 37399 | KIHOKU L C | 06/27/1979 | Active | 29 | 0 | 2 | -2 | -6.45% | 31 | 13 | 0 | | | S,T,VP,SC | 0 | | \$828.59 |
| 50169 | KITAJIMA | 02/05/1990 | Active | 31 | 2 | 8 | -6 | -16.22% | 41 | 8 | 1 | | 2 | P,T,VP,SC | 0 | | \$528.14 |
| 23879 | KOCHI | 02/12/1956 | Active | 82 | 7 | 14 | -7 | -7.87% | 76 | 7 | 0 | | | T,M,VP,SC | 1 | | \$7,040.20 |
| 23882 | KOCHI CHUO | 10/18/1973 | Active | 50 | 2 | 5 | -3 | -5.66% | 55 | 17 | 2 | | N | S,T,SC | 13 | | \$8,052.64 |
| Exc Award (06/30/2016) | | | | | | | | | | | | | | | | | |
| 42146 | KOCHI HIGASHI | 12/22/1982 | Active | 42 | 1 | 0 | 1 | 2.44% | 42 | | 8 | | N | P,S,T,M,VP SC | 7 | | \$1,030.67 |
| 36423 | KOCHI KAGAMIGAWA | 12/29/1978 | Active | 33 | 7 | 2 | 5 | 17.86% | 29 | 14 | 4 | | | T,M,VP,SC | 2 | | \$502.90 |
| 33495 | KOCHI KASHIWA | 03/07/1977 | Active | 56 | 2 | 2 | 0 | 0.00% | 58 | 5 | 1 | | | M,VP,SC | 2 | | \$16,535.95 |



Club Health Assessment for District 336 A through May 2025

| | | | Status | Membership | | | | | | | Reports | | | | | Finance | LCIF | |
|--|-------------------|--------------|---|-----------------------------|-------------------|---------------------|---|-----------------|----------------------------|--|---------------------------|--------------------------------|------------------------------------|------------------------------|---|--|-----------------------------------|-------------|
| Club Number | Club Name | Charter Date | | Current Member Count | YTD Members Added | YTD Members Dropped | YTD Net Growth | YTD Net Growth% | Member Count 12 Months Ago | Avg. length of service for dropped members | Months Since Last MMR *** | Yrs. Since Last Officer Report | President Rotation | Vice President Reported **** | Months Since Last Activity Report *** | Account Balance | Donations for current Fiscal Year | |
| | | | Number of times on status quo within last two years | If below 15 members appears | | | If net loss is greater than 20% appears | | | If no report in 3 months appears in | | | When more than one year appears in | Number of repeat terms | Notes the officers that do not have an active | If no report at 12 months appears in red | | |
| Exc Award (06/30/2016, 06/30/2017, 06/30/2020) | | | | | | | | | | | | | | | | | | |
| 23880 | KOCHI KATSURA | 11/21/1964 | Active | 34 | 0 | 1 | -1 | -2.86% | 38 | 31 | 0 | | | N | P,S,T,VP,SC | 1 | | \$3,265.70 |
| 44337 | KOCHI KITA | 10/25/1984 | Active | 35 | 3 | 1 | 2 | 6.06% | 33 | 0 | 1 | | | N | T,VP,SC | 8 | | \$2,774.29 |
| 23881 | KOCHI KUROSHIO | 05/24/1961 | Active | 52 | 0 | 3 | -3 | -5.45% | 56 | 26 | 1 | | | N | P,S,M,SC | 0 | | \$10,739.26 |
| 53874 | KOCHI MINAMI | 12/02/1992 | Active | 30 | 1 | 3 | -2 | -6.25% | 31 | 21 | 0 | | | N | M,SC | 9 | | \$16,000.15 |
| Exc Award (06/30/2019, 06/30/2024) | | | | | | | | | | | | | | | | | | |
| 60201 | KOCHI RYOMA | 12/16/1997 | Active | 58 | 1 | 1 | 0 | 0.00% | 53 | 26 | 1 | | | N | P,S,T,M,VP SC | 14 | | \$6,089.23 |
| Exc Award (06/30/2016) | | | | | | | | | | | | | | | | | | |
| 55127 | KOCHI SAKURA | 12/10/1993 | Active | 44 | 0 | 9 | -9 | -16.98% | 43 | 1 | 1 | | | N | P,T,VP,SC | 0 | | \$4,846.28 |
| Exc Award (06/30/2023) | | | | | | | | | | | | | | | | | | |
| 23883 | KOCHI YOOJYO | 10/07/1959 | Active | 43 | 1 | 4 | -3 | -6.52% | 47 | 20 | 0 | | | N | P,T,SC | 10 | | \$783.31 |
| 67605 | KOCHI YOSAKOI | 04/08/2003 | Active | 43 | 2 | 1 | 1 | 2.38% | 43 | 10 | 0 | | | N | P,M,SC | 0 | | \$2,100.98 |
| Exc Award (06/30/2017) | | | | | | | | | | | | | | | | | | |
| 31635 | KOCHI AKI L C | 01/30/1976 | Active | 29 | 2 | 2 | 0 | 0.00% | 30 | 7 | 1 | | | | P,S,T,M,VP SC | 0 | | \$3,450.37 |
| Exc Award (06/30/2016) | | | | | | | | | | | | | | | | | | |
| 23885 | KOMATUSIMA | 04/20/1963 | Active | 27 | 0 | 0 | 0 | 0.00% | 27 | | 2 | | | N | S,T,VP,SC | 3 | | \$509.51 |
| Exc Award (06/30/2017) | | | | | | | | | | | | | | | | | | |
| 37653 | KONPIRA L C | 10/31/1979 | Active | 43 | 2 | 2 | 0 | 0.00% | 45 | 26 | 2 | | | | P,S,T,M,VP SC | 3 | | \$3,380.04 |
| 23898 | MARUGAME | 02/23/1957 | Active | 87 | 2 | 7 | -5 | -5.43% | 92 | 17 | 0 | | | N | P,S,T,VP,SC | 12 | | \$5,203.95 |
| Exc Award (06/30/2017, 06/30/2020) | | | | | | | | | | | | | | | | | | |
| 32997 | MARUGAME KYOGOKU | 11/11/1976 | Active | 53 | 1 | 5 | -4 | -7.02% | 59 | 23 | 1 | | | N | P,T,VP | 5 | | \$3,441.61 |
| Exc Award (06/30/2017) | | | | | | | | | | | | | | | | | | |
| 34719 | MASAKI | 11/29/1977 | Active | 21 | 2 | 1 | 1 | 5.00% | 21 | 20 | 0 | | | N | M | 14 | | \$2,401.50 |
| Exc Award (06/30/2017) | | | | | | | | | | | | | | | | | | |
| 128323 | Matsuyama Century | 07/22/2016 | Active | 36 | 1 | 2 | -1 | -2.70% | 38 | 6 | 0 | | | N | SC | 3 | | \$2,552.83 |
| Exc Award (06/30/2018) | | | | | | | | | | | | | | | | | | |
| 23900 | MATSUYAMA CHUO | 11/22/1964 | Active | 109 | 5 | 2 | 3 | 2.83% | 110 | 10 | 1 | | | N | P,S,T,VP,SC | 17 | | \$12,338.92 |
| Exc Award (06/30/2017, 06/30/2018, 06/30/2020) | | | | | | | | | | | | | | | | | | |



Club Health Assessment for District 336 A through May 2025

| | | | Status | Membership | | | | | | | Reports | | | | | Finance | LCIF | |
|-------------|---|--------------|---|-----------------------------|-------------------|---------------------|----------------|-----------------|---|--|---------------------------|-------------------------------------|------------------------------------|------------------------------|---|--|-----------------------------------|-------------|
| Club Number | Club Name | Charter Date | | Current Member Count | YTD Members Added | YTD Members Dropped | YTD Net Growth | YTD Net Growth% | Member Count 12 Months Ago | Avg. length of service for dropped members | Months Since Last MMR *** | Yrs. Since Last Officer Report | President Rotation | Vice President Reported **** | Months Since Last Activity Report *** | Account Balance | Donations for current Fiscal Year | |
| | | | Number of times on status quo within last two years | If below 15 members appears | | | | | If net loss is greater than 20% appears | | | If no report in 3 months appears in | When more than one year appears in | Number of repeat terms | Notes the officers that do not have an active | If no report at 12 months appears in red | | |
| 23901 | MATSUYAMA DOGO Exc Award (06/30/2020) | 08/03/1960 | Active | 56 | 3 | 5 | -2 | -3.45% | 60 | 22 | 1 | | | N | P,S,T,VP,SC | 24+ | | \$7,931.76 |
| 23902 | MATSUYAMA HIGASHI Exc Award (06/30/2017, 06/30/2020, 06/30/2023) | 01/20/1970 | Active | 57 | 6 | 2 | 4 | 7.55% | 53 | 2 | 0 | | | | P,S,T,M,VP SC | 8 | | \$13,482.16 |
| 23899 | MATSUYAMA HOST Exc Award (06/30/2016, 06/30/2017) | 10/05/1953 | Active | 30 | 4 | 5 | -1 | -3.23% | 34 | 13 | 1 | | | | P,S,T,VP,SC | 7 | | \$1,760.35 |
| 99080 | MATSUYAMA JOTO Exc Award (06/30/2017) | 04/10/2007 | Active | 23 | 0 | 0 | 0 | 0.00% | 23 | | 12 | | | N | SC | 4 | | \$1,261.27 |
| 46680 | MATSUYAMA KINKI Exc Award (06/30/2017, 06/30/2018, 06/30/2020) | 11/10/1986 | Active | 55 | 1 | 4 | -3 | -5.17% | 59 | 14 | 1 | | | N | S,M,SC | 12 | | \$5,932.41 |
| 40582 | MATSUYAMA KITA | 11/30/1981 | Active | 26 | 2 | 1 | 1 | 4.00% | 27 | 3 | 1 | | | | S,T,M,VP,SC | 10 | | \$303.13 |
| 34074 | MATSUYAMA MINAMI Exc Award (06/30/2017, 06/30/2019, 06/30/2020) | 06/07/1977 | Active | 42 | 4 | 5 | -1 | -2.33% | 45 | 6 | 0 | | | N | SC | 14 | | \$5,515.00 |
| 23903 | MATSUYAMA NISHI Exc Award (06/30/2018, 06/30/2020) | 02/15/1972 | Active | 62 | 4 | 2 | 2 | 3.33% | 64 | 0 | 1 | | | N | SC | 6 | | \$7,594.21 |
| 52806 | MATSUYAMA SHIRASAGI Exc Award (06/30/2017, 06/30/2020) | 04/02/1992 | Active | 69 | 6 | 4 | 2 | 2.99% | 68 | 26 | 0 | | | N | P,S,T,M,VP SC | 18 | | \$10,413.19 |
| 58686 | MATSUYAMA SHIROYAMA Exc Award (06/30/2022, 06/30/2023) | 09/06/1996 | Active | 54 | 7 | 1 | 6 | 12.50% | 50 | 28 | 1 | | | N | P,S,T,M,VP SC | 24+ | | \$5,946.13 |
| 52282 | MATSUYAMA TSUBAKI Exc Award (06/30/2017, 06/30/2018) | 12/16/1991 | Active | 53 | 1 | 8 | -7 | -11.67% | 58 | 6 | 0 | | | | S,T,M,VP,SC | 1 | | \$2,100.02 |
| 86053 | MATSUYAMA YUZUKI Exc Award (06/30/2017, 06/30/2018) | 03/31/2005 | Active | 44 | 1 | 1 | 0 | 0.00% | 46 | 3 | 5 | | | N | P,T,VP,SC | 4 | | \$27,717.01 |
| 23904 | MIKAME Exc Award (06/30/2017) | 04/27/1966 | Active | 13 | 0 | 0 | 0 | 0.00% | 13 | | 16 | | | | S,T,M,VP,SC | 24+ | | \$238.55 |
| 49245 | MIKI SANUKI Exc Award (06/30/2017, 06/30/2018) | 02/17/1989 | Active | 25 | 1 | 1 | 0 | 0.00% | 30 | 5 | 7 | | | N | M,VP,SC | 11 | | \$1,000.00 |
| 23906 | MINAMIUWA L C | 03/18/1966 | Active | 32 | 7 | 6 | 1 | 3.23% | 31 | 10 | 1 | | | N | T,M,SC | 23 | | \$810.00 |
| 23909 | MITOYO | 04/10/1973 | Active | 40 | 3 | 1 | 2 | 5.26% | 38 | 45 | 1 | | | | P,S,T,M,VP SC | 10 | | \$4,178.90 |



Club Health Assessment for District 336 A through May 2025

| | | | Status | Membership | | | | | | | Reports | | | | | Finance | | LCIF |
|-------------|--|--------------|---|-----------------------------|-------------------|---------------------|----------------|---|----------------------------|--|-------------------------------------|------------------------------------|------------------------|---|---------------------------------------|-----------------|-----------------------------------|------------|
| Club Number | Club Name | Charter Date | | Current Member Count | YTD Members Added | YTD Members Dropped | YTD Net Growth | YTD Net Growth% | Member Count 12 Months Ago | Avg. length of service for dropped members | Months Since Last MMR *** | Yrs. Since Last Officer Report | President Rotation | Vice President Reported **** | Months Since Last Activity Report *** | Account Balance | Donations for current Fiscal Year | |
| | | | Number of times on status quo within last two years | If below 15 members appears | | | | If net loss is greater than 20% appears | | | If no report in 3 months appears in | When more than one year appears in | Number of repeat terms | Notes the officers that do not have an active | If no report at 12 months red | | | |
| 23911 | MUROTO Exc Award (06/30/2020) | 03/29/1967 | Active | 22 | 3 | 1 | 2 | 10.00% | 20 | 32 | 0 | | None | P,S,T,M,VP SC | 24+ | | \$306.83 | |
| 23913 | NAGAO | 04/17/1964 | Active | 29 | 1 | 2 | -1 | -3.33% | 30 | 37 | 2 | | | S,T,M,VP,SC | 0 | | \$1,600.01 | |
| 42254 | NAKATOSA | 01/26/1983 | Active | 18 | 2 | 3 | -1 | -5.26% | 18 | 4 | 1 | | N | P,S,T,M,VP SC | 5 | | | |
| 23915 | NANKOKU | 11/05/1971 | Active | 21 | 0 | 1 | -1 | -4.55% | 22 | 40 | 1 | | | P,S,T,M,VP SC | 0 | | \$2,252.56 | |
| 35665 | NAOSHIMA | 05/22/1978 | Active | 20 | 0 | 3 | -3 | -13.04% | 21 | 4 | 0 | | None | P,S,T,M,VP SC | 24+ | | \$545.70 | |
| 23916 | NARUTO | 04/22/1963 | Active | 36 | 2 | 2 | 0 | 0.00% | 39 | 3 | 2 | | | M,VP,SC | 14 | | \$1,404.69 | |
| 41279 | NARUTO NISHI | 04/14/1982 | Active | 20 | 4 | 3 | 1 | 5.26% | 22 | 4 | 0 | | | P,S,T,M,VP SC | 0 | | \$733.79 | |
| 23917 | NIIHAMA Exc Award (06/30/2018, 06/30/2019) | 10/05/1960 | Active | 56 | 4 | 1 | 3 | 5.66% | 54 | 17 | 0 | | N | SC | 0 | | \$3,778.76 | |
| 49262 | NIIHAMA BESSHI | 02/27/1989 | Active | 35 | 4 | 2 | 2 | 6.06% | 33 | 4 | 0 | | N | P,S,T,VP,SC | 11 | | \$1,526.26 | |
| 34913 | NIIHAMA CHUO | 12/30/1977 | Active | 12 | 0 | 0 | 0 | 0.00% | 12 | | 10 | | None | P,S,T,M,VP SC | 0 | | \$1,189.87 | |
| 57929 | NIIHAMA HIUCHI Exc Award (06/30/2017, 06/30/2018, 06/30/20) | 02/29/1996 | Active | 57 | 8 | 1 | 7 | 14.00% | 51 | 5 | 1 | | N | M,VP,SC | 1 | | \$5,167.58 | |
| 35504 | NOMURA | 04/24/1978 | Active | 14 | 0 | 0 | 0 | 0.00% | 14 | | 8 | | 2 | P,S,T,M,VP SC | 24 | | \$182.83 | |
| 23920 | OGATA | 05/27/1967 | Active | 20 | 1 | 1 | 0 | 0.00% | 20 | 4 | 6 | | | P,S,T,M,VP SC | 22 | | \$995.93 | |
| 23931 | OZU | 12/02/1960 | Active | 41 | 3 | 6 | -3 | -6.82% | 44 | 18 | 0 | | | S,T,M,VP,SC | 24+ | | | |
| 23933 | SAIJO Exc Award (06/30/2018) | 10/19/1961 | Active | 67 | 0 | 1 | -1 | -1.47% | 68 | 9 | 6 | | N | S,VP,SC | 10 | | \$1,445.49 | |
| 50312 | SAIJO ISHIZUCHI | 03/12/1990 | Active | 42 | 4 | 2 | 2 | 5.00% | 39 | 16 | 0 | | | P,S,T,M,VP SC | 1 | | \$349.01 | |
| 23935 | SAKAIDE | 04/01/1960 | Active | 33 | 0 | 4 | -4 | -10.81% | 39 | 20 | 4 | | None | P,S,T,M,VP SC | 0 | | \$2,518.16 | |
| 23934 | SAKAIDE HAKUHO Exc Award (06/30/2017) | 11/20/1965 | Active | 121 | 9 | 21 | -12 | -9.02% | 136 | 6 | 0 | | | P,S,T,M,VP SC | 10 | | \$33,760.29 | |
| 108021 | SAKAIDE SENIOR Exc Award (06/30/2017) | 04/07/2010 | Active | 29 | 0 | 0 | 0 | 0.00% | 41 | | 8 | | N | P,S,VP,SC | 18 | | | |
| 23937 | SAKAWA OCHI L C | 06/22/1969 | Active | 16 | 0 | 0 | 0 | 0.00% | 16 | | 14 | | 2 | N | P,S,T,VP,SC | 0 | | \$1,351.14 |
| 23938 | SHIDO | 04/16/1965 | Active | 63 | 22 | 41 | -19 | -23.17% | 82 | 2 | 0 | | R | P,S,M,SC | 18 | | \$1,794.01 | |



Club Health Assessment for District 336 A through May 2025

| | | | Status | Membership | | | | | | | Reports | | | | | Finance | | LCIF |
|--|--------------------|--------------|---|-----------------------------|-------------------|---------------------|----------------|---|----------------------------|--|-------------------------------------|------------------------------------|------------------------|---|--|-----------------|-----------------------------------|------|
| Club Number | Club Name | Charter Date | | Current Member Count | YTD Members Added | YTD Members Dropped | YTD Net Growth | YTD Net Growth% | Member Count 12 Months Ago | Avg. length of service for dropped members | Months Since Last MMR *** | Yrs. Since Last Officer Report | President Rotation | Vice President Reported **** | Months Since Last Activity Report *** | Account Balance | Donations for current Fiscal Year | |
| | | | Number of times on status quo within last two years | If below 15 members appears | | | | If net loss is greater than 20% appears | | | If no report in 3 months appears in | When more than one year appears in | Number of repeat terms | Notes the officers that do not have an active | If no report at 12 months appears in red | | | |
| Exc Award (06/30/2017) | | | | | | | | | | | | | | | | | | |
| 39251 | SHIKOKUCHUO HOO | 12/08/1980 | Active | 33 | 1 | 1 | 0 | 0.00% | 33 | 3 | 9 | | | N | S,T | 0 | \$1,390.42 | |
| 23914 | SHIMANTO | 09/24/1963 | Active | 50 | 13 | 7 | 6 | 13.64% | 53 | 10 | 0 | | | N | S,T,VP,SC | 1 | \$982.84 | |
| 23942 | SHODOSHIMA HIGASHI | 05/03/1966 | Active | 23 | 3 | 4 | -1 | -4.17% | 24 | 14 | 0 | | | N | P,S,T,M,VP SC | 2 | \$440.01 | |
| Exc Award (06/30/2017) | | | | | | | | | | | | | | | | | | |
| 23941 | SHODOSHIMA L C | 02/11/1964 | Active | 49 | 6 | 1 | 5 | 11.36% | 47 | 1 | 2 | | | N | S,T,M,VP,SC | 7 | \$1,100.01 | |
| Exc Award (06/30/2017, 06/30/2018, 06/30/2020) | | | | | | | | | | | | | | | | | | |
| 23943 | SUKUMO | 06/10/1965 | Active | 15 | 0 | 0 | 0 | 0.00% | 15 | | 14 | | | N | P,T,VP,SC | 0 | \$509.15 | |
| 23944 | SUSAKI | 06/14/1963 | Active | 24 | 4 | 3 | 1 | 4.35% | 24 | 2 | 0 | | | N | P,T,M,VP,SC | 4 | \$773.28 | |
| 23946 | TADOTSU | 03/01/1964 | Active | 57 | 2 | 2 | 0 | 0.00% | 58 | 3 | 0 | | | | S,T,M,VP,SC | 0 | \$4,319.35 | |
| Exc Award (06/30/2017) | | | | | | | | | | | | | | | | | | |
| 23951 | TAKAMATSU | 01/25/1956 | Active | 26 | 0 | 5 | -5 | -16.13% | 31 | 18 | 1 | | | N | P,S,T,M,VP SC | 7 | \$661.00 | |
| Exc Award (06/30/2019) | | | | | | | | | | | | | | | | | | |
| 23953 | TAKAMATSU AOI | 11/29/1970 | Active | 48 | 7 | 4 | 3 | 6.67% | 45 | 3 | 0 | | | N | SC | 12 | \$2,352.75 | |
| Exc Award (06/30/2017) | | | | | | | | | | | | | | | | | | |
| 55128 | TAKAMATSU GENPEI | 12/13/1993 | Active | 31 | 2 | 1 | 1 | 3.33% | 30 | 14 | 8 | | | N | T,M,SC | 1 | \$5,287.31 | |
| Exc Award (06/30/2017) | | | | | | | | | | | | | | | | | | |
| 23947 | TAKAMATSU HIGASHI | 06/26/1965 | Active | 50 | 6 | 13 | -7 | -12.28% | 55 | 3 | 2 | | | N | SC | 0 | \$7,950.07 | |
| Exc Award (06/30/2017, 06/30/2019) | | | | | | | | | | | | | | | | | | |
| 88655 | TAKAMATSU KITA | 06/16/2005 | Active | 24 | 1 | 3 | -2 | -7.69% | 26 | 11 | 3 | | | | P,S,T,VP,SC | 8 | \$1,148.13 | |
| Exc Award (06/30/2016) | | | | | | | | | | | | | | | | | | |
| 77881 | TAKAMATSU KUKO | 12/05/2003 | Active | 19 | 1 | 3 | -2 | -9.52% | 21 | 11 | 0 | | | N | P,S,T,M,VP SC | 1 | \$242.75 | |
| 23948 | TAKAMATSU MINAMI | 11/05/1973 | Active | 18 | 0 | 1 | -1 | -5.26% | 19 | 5 | 9 | | None | | P,S,T,M,VP SC | 12 | | |
| Exc Award (06/30/2017) | | | | | | | | | | | | | | | | | | |
| 29973 | TAKAMATSU NISHI | 11/29/1974 | Active | 61 | 19 | 4 | 15 | 32.61% | 46 | 3 | 3 | | | | P,T,M,VP,SC | 16 | \$15,139.18 | |
| 127386 | Takamatsu Phoenix | 04/26/2016 | Active | 22 | 1 | 1 | 0 | 0.00% | 22 | 7 | 0 | | | N | | 0 | \$695.10 | |
| Exc Award (06/30/2017, 06/30/2018) | | | | | | | | | | | | | | | | | | |
| 23955 | TAKAMATSU RITSURIN | 10/13/1962 | Active | 34 | 2 | 3 | -1 | -2.86% | 36 | 36 | 3 | | | N | P,T,M,VP,SC | 15 | \$6,847.95 | |




Club Health Assessment for District 336 A through May 2025

| | | | Status | Membership | | | | | | | Reports | | | | | Finance | | LCIF |
|--|----------------------|--------------|---|-----------------------------|-------------------|---------------------|----------------|-----------------|---|--|---------------------------|-------------------------------------|------------------------------------|------------------------------|---|--|-----------------------------------|------------|
| Club Number | Club Name | Charter Date | | Current Member Count | YTD Members Added | YTD Members Dropped | YTD Net Growth | YTD Net Growth% | Member Count 12 Months Ago | Avg. length of service for dropped members | Months Since Last MMR *** | Yrs. Since Last Officer Report | President Rotation | Vice President Reported **** | Months Since Last Activity Report *** | Account Balance | Donations for current Fiscal Year | |
| | | | Number of times on status quo within last two years | If below 15 members appears | | | | | If net loss is greater than 20% appears | | | If no report in 3 months appears in | When more than one year appears in | Number of repeat terms | Notes the officers that do not have an active | If no report at 12 months appears in red | | |
| Exc Award (06/30/2017) | | | | | | | | | | | | | | | | | | |
| 23975 | TAKAMATSU SHIUN | 03/08/1970 | Active | 57 | 3 | 7 | -4 | -6.56% | 61 | 12 | 2 | | | P,T,M,VP,SC | 24+ | | | \$1,900.75 |
| Exc Award (06/30/2018) | | | | | | | | | | | | | | | | | | |
| 23952 | TAKAMATSU TAMAMO | 10/30/1960 | Active | 24 | 0 | 1 | -1 | -4.00% | 26 | 2 | 2 | | | S,T,M,VP,SC | 24+ | | | \$5,303.86 |
| Exc Award (06/30/2016) | | | | | | | | | | | | | | | | | | |
| 23950 | TAKAMATSU YASHIMA | 10/13/1964 | Active | 10 | 0 | 19 | -19 | -65.52% | 29 | 13 | 0 | | None | P,S,T,M,VP SC | 24+ | | | \$1,209.10 |
| Exc Award (06/30/2016) | | | | | | | | | | | | | | | | | | |
| 40971 | TOBE | 02/22/1982 | Active | 48 | 7 | 5 | 2 | 4.35% | 50 | 16 | 0 | | | N T,VP,SC | 2 | | | \$5,760.28 |
| Exc Award (06/30/2017) | | | | | | | | | | | | | | | | | | |
| 56067 | TOKUSHIMA AI | 08/26/1994 | Active | 24 | 1 | 2 | -1 | -4.00% | 25 | 32 | 0 | | | N P,S,T,M,VP SC | 24+ | | | \$1,250.10 |
| 23959 | TOKUSHIMA BIZAN | 12/01/1960 | Active | 24 | 2 | 1 | 1 | 4.35% | 23 | 11 | 1 | | | N P,S,T,M,VP SC | 24+ | | | \$921.15 |
| 23960 | TOKUSHIMA CHUO | 10/17/1961 | Active | 0 | 1 | 13 | -12 | -100.00% | 12 | 21 | 0 | | None | P,S,T,M,VP SC | 6 | | | \$583.16 |
| Exc Award (06/30/2018) | | | | | | | | | | | | | | | | | | |
| 58433 | TOKUSHIMA MARINPIA | 06/14/1996 | Active | 32 | 3 | 1 | 2 | 6.67% | 31 | 28 | 2 | | | N S,T,M,VP,SC | 6 | | | \$2,530.60 |
| 23962 | TOKUSHIMA MINAMI | 04/09/1973 | Active | 14 | 1 | 1 | 0 | 0.00% | 14 | 52 | 0 | | 2 | R M,VP | 22 | | | \$300.36 |
| Exc Award (06/30/2017) | | | | | | | | | | | | | | | | | | |
| 33399 | TOKUSHIMA SHIROYAMA | 02/25/1977 | Active | 37 | 3 | 3 | 0 | 0.00% | 37 | 2 | 0 | | | N S,T,M,SC | 0 | | | \$3,052.26 |
| Exc Award (06/30/2018) | | | | | | | | | | | | | | | | | | |
| 78263 | TOKUSHIMA SUDACHI | 02/18/2004 | Active | 64 | 5 | 0 | 5 | 8.47% | 65 | | 0 | | | N T,SC | 20 | | | \$7,105.45 |
| Exc Award (06/30/2019) | | | | | | | | | | | | | | | | | | |
| 106779 | TOKUSHIMA YAMAMOMO | 10/19/2009 | Active | 20 | 0 | 8 | -8 | -28.57% | 28 | 10 | 0 | | | P,T,M,VP,SC | 24+ | | | \$222.00 |
| 52160 | TOKUSHIMA YOSHINOAWA | 11/12/1991 | Active | 24 | 0 | 0 | 0 | 0.00% | 24 | | 1 | | | M,VP,SC | 5 | | | \$1,565.23 |
| Exc Award (06/30/2019, 06/30/2020) | | | | | | | | | | | | | | | | | | |
| 23945 | TOSA | 11/19/1965 | Active | 47 | 5 | 6 | -1 | -2.08% | 48 | 12 | 0 | | | N P,M,VP,SC | 0 | | | \$1,282.52 |
| Exc Award (06/30/2016, 06/30/2018, 06/30/2020) | | | | | | | | | | | | | | | | | | |
| 35276 | TOSA KONAN | 03/13/1978 | Active | 27 | 4 | 8 | -4 | -12.90% | 31 | 12 | 0 | | None | P,S,T,M,VP SC | 14 | | | \$2,300.00 |
| Exc Award (06/30/2017) | | | | | | | | | | | | | | | | | | |
| 23910 | TOSA-MOTOYAMA L C | 03/12/1967 | Active | 20 | 0 | 6 | -6 | -23.08% | 27 | 15 | 1 | | None | P,S,T,M,VP SC | 3 | | | \$624.91 |



Club Health Assessment for District 336 A through May 2025

|  | | | Status | Membership | | | | | | | Reports | | | | | Finance | LCIF |
|--|------------------------------------|--------------|---|-----------------------------|-------------------|---------------------|----------------|---|----------------------------|--|-------------------------------------|------------------------------------|------------------------|---|--|-----------------|-----------------------------------|
| Club Number | Club Name | Charter Date | | Current Member Count | YTD Members Added | YTD Members Dropped | YTD Net Growth | YTD Net Growth% | Member Count 12 Months Ago | Avg. length of service for dropped members | Months Since Last MMR *** | Yrs. Since Last Officer Report | President Rotation | Vice President Reported **** | Months Since Last Activity Report *** | Account Balance | Donations for current Fiscal Year |
| | | | Number of times on status quo within last two years | If below 15 members appears | | | | If net loss is greater than 20% appears | | | If no report in 3 months appears in | When more than one year appears in | Number of repeat terms | Notes the officers that do not have an active | If no report at 12 months appears in red | | |
| 23969 | TOSASHIMIZU | 10/25/1964 | Active | 32 | 1 | 5 | -4 | -11.11% | 36 | 17 | 1 | | | S,T,M,VP,SC | 11 | | \$1,738.93 |
| 23967 | TOSAYAMADA | 12/01/1964 | Active | 9 | 0 | 0 | 0 | 0.00% | 9 | | 8 | | 3 | S,T,M,VP,SC | 2 | | \$1,160.00 |
| 23919 | TOYO | 01/18/1964 | Active | 46 | 2 | 7 | -5 | -9.80% | 51 | 13 | 0 | | | N S,VP,SC | 11 | | \$1,039.95 |
| | Exc Award (06/30/2017, 06/30/2019) | | | | | | | | | | | | | | | | |
| 23972 | UCHIKO | 06/17/1966 | Active | 39 | 0 | 1 | -1 | -2.50% | 40 | 7 | 1 | | | N P,VP | 3 | | \$574.64 |
| | Exc Award (06/30/2017) | | | | | | | | | | | | | | | | |
| 99685 | UTAZU | 06/19/2007 | Active | 38 | 6 | 1 | 5 | 15.15% | 34 | 1 | 2 | | | N S,T,SC | 3 | | \$5,122.96 |
| 23976 | UWA | 12/02/1960 | Active | 42 | 3 | 1 | 2 | 5.00% | 41 | 5 | 0 | | 2 | N T,M,SC | 9 | | \$1,918.30 |
| 23978 | UWAJIMA | 07/05/1955 | Active | 43 | 6 | 5 | 1 | 2.38% | 44 | 10 | 0 | | | N P,S,T,M,VP SC | 2 | | \$1,610.28 |
| | Exc Award (06/30/2016) | | | | | | | | | | | | | | | | |
| 23981 | WAKI | 12/08/1964 | Active | 38 | 8 | 2 | 6 | 18.75% | 37 | 4 | 0 | | None | P,S,T,M,VP SC | 23 | | \$95.00 |
| | Exc Award (06/30/2017) | | | | | | | | | | | | | | | | |
| 39944 | YAKURI L C | 05/05/1981 | Active | 22 | 0 | 0 | 0 | 0.00% | 22 | | 10 | | | N M,VP,SC | 7 | | \$181.22 |
| 23983 | YAWATAHAMA | 03/14/1956 | Active | 39 | 3 | 4 | -1 | -2.50% | 40 | 24 | 2 | | | N S,T,VP,SC | 0 | | \$2,493.80 |
| | Exc Award (06/30/2017) | | | | | | | | | | | | | | | | |
| 42734 | YAWATAHAMA MINATO | 05/19/1983 | Active | 35 | 8 | 5 | 3 | 9.38% | 33 | 3 | 1 | | | N P,M,VP,SC | 0 | | \$1,620.00 |
| | Exc Award (06/30/2017) | | | | | | | | | | | | | | | | |
| 23989 | ZENTSUJI | 06/19/1962 | Active | 38 | 0 | 2 | -2 | -5.00% | 40 | 37 | 1 | | | N P,S,M,VP,SC | 2 | | \$3,322.30 |

Clubs Cancelled Previous Fiscal Year – Clubs Cancelled within last 12 months may be reinstated

| Club Number | Club Name | Charter Date | Current Status* | Cancellation Date |
|-------------|-----------------|--------------|-----------------|-------------------|
| 78946 | TAKAMATSU GREEN | 04/28/2004 | Cancelled(6*) | 06/29/2024 |

| Current Total Clubs Count | YTD New Clubs Count | YTD Cancelled Clubs Count | YTD Net Club Gain | Current Total Members Count | YTD Add | YTD Drop | YTD Net Growth | YTD Net Growth % | Member Count 12 Months Ago | Average Member Count Per Club | % of Clubs with less than 20 members | % No MMR in 3 Months | % No Officer Report in 12 Months | % of Clubs with balance 90+ days | Number of Clubs in Status Quo | % Status Quo Clubs in Financial Suspension | Number of Cancelled Clubs | Average Cancelled Club Age | Members Lost Due to Cancellation | % of Clubs Cancelled for Non-Financial Reasons |
|---------------------------|---------------------|---------------------------|-------------------|-----------------------------|---------|----------|----------------|------------------|----------------------------|-------------------------------|--------------------------------------|----------------------|----------------------------------|----------------------------------|-------------------------------|--|---------------------------|----------------------------|----------------------------------|--|
| 136 | 3 | 1 | 2 | 4,936 | 451 | 465 | -14 | -0.28% | 5,063 | 36 | 14% | 21% | 0% | 0% | 0 | 0% | 1 | 65 | 13 | 100% |



Club Health Assessment for District 336 A through May 2025

|  | | | Status | Membership | | | | | | | Reports | | | | | Finance | LCIF |
|--|-----------|--------------|---|-----------------------------|-------------------|---------------------|----------------|---|----------------------------|--|-------------------------------------|------------------------------------|------------------------|---|--|-----------------|-----------------------------------|
| Club Number | Club Name | Charter Date | | Current Member Count | YTD Members Added | YTD Members Dropped | YTD Net Growth | YTD Net Growth% | Member Count 12 Months Ago | Avg. length of service for dropped members | Months Since Last MMR *** | Yrs. Since Last Officer Report | President Rotation | Vice President Reported **** | Months Since Last Activity Report *** | Account Balance | Donations for current Fiscal Year |
| | | | Number of times on status quo within last two years | If below 15 members appears | | | | If net loss is greater than 20% appears | | | If no report in 3 months appears in | When more than one year appears in | Number of repeat terms | Notes the officers that do not have an active | If no report at 12 months appears in red | | |

* - P - Priority Club. Cancellation Reasons: 1-Objectives/conduct, 2-Non-active club, 5-Non-existing club, 6-Disbanding, 7-Merger, 8-Financial Suspension, 9-District/Multiple District Dues.
** - Abbreviation: P-President, S-Secretary, T-Treasurer, M-Member Chairperson, VP-First Vice President, MC-Communications Chairperson, SC-Service Chairperson
*** - Abbreviation: N/R - Never reported using the Lions Clubs website, N/A - Not applicable, No password registered for the Lions Clubs website.
**** - Abbreviation: N - New, IP - Immediate Past, R - Repeat.




Club Health Assessment for District 336 B through May 2025

| | | | Status | Membership | | | | | | | Reports | | | | | Finance | | LCIF |
|--|-------------------|--------------|---|-----------------------------|-------------------|---------------------|----------------|---|----------------------------|--|-------------------------------------|------------------------------------|------------------------|---|--|-----------------|-----------------------------------|------|
| Club Number | Club Name | Charter Date | | Current Member Count | YTD Members Added | YTD Members Dropped | YTD Net Growth | YTD Net Growth% | Member Count 12 Months Ago | Avg. length of service for dropped members | Months Since Last MMR *** | Yrs. Since Last Officer Report | President Rotation | Vice President Reported **** | Months Since Last Activity Report *** | Account Balance | Donations for current Fiscal Year | |
| | | | Number of times on status quo within last two years | If below 15 members appears | | | | If net loss is greater than 20% appears | | | If no report in 3 months appears in | When more than one year appears in | Number of repeat terms | Notes the officers that do not have an active | If no report at 12 months appears in red | | | |
| Clubs less than two years old | | | | | | | | | | | | | | | | | | |
| 180620 | Okayama Subaru | 02/28/2025 | Active | 31 | 31 | 0 | 31 | 100.00% | 0 | | 0 | | | M,VP,SC | N/A | | \$2,400.08 | |
| Clubs more than two years old | | | | | | | | | | | | | | | | | | |
| 23856 | BIZEN | 06/26/1960 | Active | 25 | 5 | 1 | 4 | 19.05% | 21 | 3 | 1 | | | N | S,T,M,VP,SC | 3 | \$646.32 | |
| Exc Award (06/30/2019) | | | | | | | | | | | | | | | | | | |
| 23907 | BIZEN MITSUISHI | 06/24/1961 | Active | 13 | 0 | 0 | 0 | 0.00% | 13 | | 8 | | | | S,T,M,VP,SC | 24+ | 90+ Days | |
| 23861 | HINASE | 08/03/1961 | Active | 10 | 1 | 2 | -1 | -9.09% | 11 | 16 | 3 | | | | T,M,VP,SC | N/A | \$139.43 | |
| 39498 | HIRUZEN L C | 02/04/1981 | Active | 27 | 2 | 1 | 1 | 3.85% | 26 | 20 | 1 | | | | P,S,T,M,VP SC | 12 | \$1,300.13 | |
| Exc Award (06/30/2016) | | | | | | | | | | | | | | | | | | |
| 23864 | IBARA | 01/26/1956 | Active | 27 | 3 | 3 | 0 | 0.00% | 28 | 12 | 0 | | | N | T,M,VP,SC | 2 | \$785.60 | |
| 41280 | KASAOKA HIGASHI | 04/14/1982 | Active | 34 | 1 | 5 | -4 | -10.53% | 38 | 28 | 2 | | | | P,T,M,VP,SC | 12 | \$3,030.00 | |
| 23887 | KOJIMA | 12/28/1955 | Active | 32 | 1 | 2 | -1 | -3.03% | 34 | 19 | 4 | | | | P,S,T,M,VP SC | 18 | \$413.64 | |
| 23884 | KOJIMA WASHU | 12/07/1964 | Active | 30 | 4 | 1 | 3 | 11.11% | 27 | 31 | 0 | | | N | S,M,VP,SC | 10 | \$900.57 | |
| 23886 | KONKO | 03/27/1960 | Active | 17 | 2 | 4 | -2 | -10.53% | 17 | 10 | 4 | | | | P,T,M,VP,SC | 6 | \$700.00 | |
| Exc Award (06/30/2024) | | | | | | | | | | | | | | | | | | |
| 23888 | KURASHIKI | 06/26/1957 | Active | 67 | 3 | 2 | 1 | 1.52% | 66 | 3 | 1 | | | N | P,S,M,VP,SC | 0 | \$4,126.37 | |
| Exc Award (06/30/2016, 06/30/2017, 06/30/20) | | | | | | | | | | | | | | | | | | |
| 36178 | KURASHIKI ACHI | 10/19/1978 | Active | 18 | 2 | 1 | 1 | 5.88% | 19 | 1 | 0 | | | N | T,SC | 2 | \$800.02 | |
| 23891 | KURASHIKI CHUO | 06/21/1964 | Active | 20 | 0 | 2 | -2 | -9.09% | 24 | 9 | 7 | | None | N | P | 2 | \$1,000.00 | |
| Exc Award (06/30/2016) | | | | | | | | | | | | | | | | | | |
| 23857 | KURASHIKI HIGASHI | 02/25/1969 | Active | 14 | 0 | 1 | -1 | -6.67% | 16 | 8 | 2 | | | | M,VP,SC | 2 | \$1,050.02 | |
| Exc Award (06/30/2016) | | | | | | | | | | | | | | | | | | |
| 85971 | KURASHIKI HOHOEMI | 03/21/2005 | Active | 7 | 0 | 0 | 0 | 0.00% | 7 | | 11 | | None | | P,T,M,VP,SC | 24+ | \$200.02 | |
| 33800 | KURASHIKI MABI | 04/19/1977 | Active | 26 | 2 | 2 | 0 | 0.00% | 26 | 30 | 1 | | | N | SC | 1 | \$1,680.14 | |
| Exc Award (06/30/2016, 06/30/2021, 06/30/20) | | | | | | | | | | | | | | | | | | |
| 30378 | KURASHIKI MINAMI | 03/06/1975 | Active | 32 | 2 | 2 | 0 | 0.00% | 32 | 39 | 4 | | | N | P,S,T,M,VP SC | 24+ | \$5,259.70 | |
| Exc Award (06/30/2016, 06/30/2018) | | | | | | | | | | | | | | | | | | |




Club Health Assessment for District 336 B through May 2025

|  | | | Status | Membership | | | | | | Reports | | | | | Finance | LCIF | |
|--|--|--------------|---|-----------------------------|-------------------|---------------------|----------------|---|----------------------------|--|-------------------------------------|------------------------------------|------------------------|---|---------------------------------------|-----------------|-----------------------------------|
| Club Number | Club Name | Charter Date | | Current Member Count | YTD Members Added | YTD Members Dropped | YTD Net Growth | YTD Net Growth% | Member Count 12 Months Ago | Avg. length of service for dropped members | Months Since Last MMR *** | Yrs. Since Last Officer Report | President Rotation | Vice President Reported **** | Months Since Last Activity Report *** | Account Balance | Donations for current Fiscal Year |
| | | | Number of times on status quo within last two years | If below 15 members appears | | | | If net loss is greater than 20% appears | | | If no report in 3 months appears in | When more than one year appears in | Number of repeat terms | Notes the officers that do not have an active | If no report at 12 months red | | |
| 23890 | KURASHIKI MIZUSHIMA | 06/24/1961 | Active | 23 | 0 | 0 | 0 | 0.00% | 23 | | 12 | | | P,S,T,M,VP SC | 18 | | \$300.36 |
| 37899 | KURASHIKI NISHI | 12/26/1979 | Active | 51 | 5 | 1 | 4 | 8.51% | 47 | 0 | 1 | | | T,VP,SC | 2 | | \$7,000.00 |
| | Exc Award (06/30/2016, 06/30/2018) | | | | | | | | | | | | | | | | |
| 23892 | KURASHIKI OHJI | 12/23/1971 | Active | 23 | 0 | 1 | -1 | -4.17% | 26 | 2 | 2 | | | N SC | 0 | | |
| 53030 | KURASHIKI ROSE | 05/05/1992 | Active | 8 | 0 | 1 | -1 | -11.11% | 10 | 46 | 1 | | | N T,M,SC | 0 | | \$180.01 |
| 43302 | KURASHIKI TENRYO | 12/29/1983 | Active | 29 | 1 | 0 | 1 | 3.57% | 28 | | 0 | | | N S,M,SC | 0 | | \$1,180.85 |
| 23889 | KURAYOSHI | 12/09/1959 | Active | 40 | 1 | 2 | -1 | -2.44% | 42 | 26 | 5 | | | N S,T,VP,SC | 2 | | \$2,125.68 |
| | Exc Award (06/30/2016, 06/30/2018, 06/30/20) | | | | | | | | | | | | | | | | |
| 44496 | KURAYOSHI GREAT | 12/10/1984 | Active | 36 | 4 | 3 | 1 | 2.86% | 35 | 15 | 0 | | | N S,SC | 5 | | \$851.78 |
| | Exc Award (06/30/2016, 06/30/2018) | | | | | | | | | | | | | | | | |
| 36645 | KURAYOSHI KITA | 02/05/1979 | Cancelled(6*) | 0 | 0 | 14 | -14 | -100.00% | 14 | 21 | 1 | | None | P,S,T,M,VP SC | 12 | | |
| 23895 | KURAYOSHI UTSUBUKI | 11/27/1969 | Active | 39 | 5 | 1 | 4 | 11.43% | 35 | 2 | 1 | | | R S,T,VP,SC | 1 | | \$1,088.90 |
| | Exc Award (06/30/2016, 06/30/2018) | | | | | | | | | | | | | | | | |
| 32036 | MANIWA ASAHI L C | 04/06/1976 | Active | 13 | 0 | 2 | -2 | -13.33% | 15 | 16 | 0 | | | P,S,T,M,VP SC | 1 | | \$700.00 |
| | Exc Award (06/30/2016, 06/30/2018, 06/30/20) | | | | | | | | | | | | | | | | |
| 23897 | MANIWA L C | 04/12/1964 | Active | 19 | 0 | 0 | 0 | 0.00% | 19 | | 14 | | | N P,S,T,M,VP SC | 0 | | \$1,000.00 |
| 23908 | MITSU | 09/27/1964 | Cancelled(6*) | 0 | 0 | 22 | -22 | -100.00% | 23 | 17 | 5 | | None | P,S,T,M,VP SC | 14 | | \$2,000.00 |
| | Exc Award (06/30/2017) | | | | | | | | | | | | | | | | |
| 23918 | NIIMI | 12/11/1957 | Active | 52 | 7 | 5 | 2 | 4.00% | 55 | 22 | 0 | | | S,T,M,VP,SC | 11 | | \$3,254.14 |
| 35464 | OCHIAI | 04/10/1978 | Active | 14 | 0 | 0 | 0 | 0.00% | 14 | | 0 | | | P,S,M,VP,SC | 0 | | \$700.08 |
| | Exc Award (06/30/2016) | | | | | | | | | | | | | | | | |
| 23922 | OKAYAMA | 11/02/1954 | Active | 53 | 5 | 8 | -3 | -5.36% | 53 | 5 | 2 | | | N SC | 1 | | \$6,500.19 |
| 39112 | OKAYAMA AGEHA | 11/26/1980 | Active | 36 | 2 | 0 | 2 | 5.88% | 23 | | 0 | | | S,VP | 3 | | \$3,000.01 |
| | Exc Award (06/30/2019, 06/30/2024) | | | | | | | | | | | | | | | | |
| 35277 | OKAYAMA CHUO | 03/13/1978 | Active | 23 | 4 | 2 | 2 | 9.52% | 21 | 13 | 2 | | | N M,VP,SC | 7 | | \$5,300.07 |
| | Exc Award (06/30/2023, 06/30/2024) | | | | | | | | | | | | | | | | |
| 123510 | Okayama Harmony | 10/30/2014 | Active | 36 | 0 | 2 | -2 | -5.26% | 38 | 9 | 0 | | 2 | P,M,VP,SC | 0 | | \$7,000.00 |
| | Exc Award (06/30/2019, 06/30/2024) | | | | | | | | | | | | | | | | |



Club Health Assessment for District 336 B through May 2025

|  | | | Status | Membership | | | | | | | Reports | | | | | Finance | LCIF |
|--|--|--------------|---|-----------------------------|-------------------|---------------------|----------------|---|----------------------------|--|-------------------------------------|------------------------------------|------------------------|---|--|-----------------|-----------------------------------|
| Club Number | Club Name | Charter Date | | Current Member Count | YTD Members Added | YTD Members Dropped | YTD Net Growth | YTD Net Growth% | Member Count 12 Months Ago | Avg. length of service for dropped members | Months Since Last MMR *** | Yrs. Since Last Officer Report | President Rotation | Vice President Reported **** | Months Since Last Activity Report *** | Account Balance | Donations for current Fiscal Year |
| | | | Number of times on status quo within last two years | If below 15 members appears | | | | If net loss is greater than 20% appears | | | If no report in 3 months appears in | When more than one year appears in | Number of repeat terms | Notes the officers that do not have an active | If no report at 12 months appears in red | | |
| 23924 | OKAYAMA HIGASHI | 12/26/1960 | Active | 62 | 8 | 4 | 4 | 6.90% | 56 | 14 | 1 | | | N | S,VP | 6 | \$5,200.00 |
| | Exc Award (06/30/2016, 06/30/2019, 06/30/2021) | | | | | | | | | | | | | | | | |
| 23925 | OKAYAMA HIKARI | 06/19/1972 | Active | 20 | 3 | 4 | -1 | -4.76% | 21 | 15 | 0 | | | | VP,SC | 0 | \$3,400.05 |
| | Exc Award (06/30/2018, 06/30/2021, 06/30/2024) | | | | | | | | | | | | | | | | |
| 61345 | OKAYAMA JOTO | 12/08/1998 | Active | 12 | 1 | 0 | 1 | 9.09% | 11 | | 4 | | | | S,M,VP,SC | 24+ | \$240.00 |
| 23877 | OKAYAMA KIBI | 11/28/1965 | Active | 33 | 1 | 1 | 0 | 0.00% | 35 | 45 | 5 | | | N | T,VP,SC | 1 | \$920.12 |
| 43303 | OKAYAMA KITA | 12/12/1983 | Active | 11 | 0 | 3 | -3 | -21.43% | 14 | 18 | 5 | | | N | P,S,VP,SC | 3 | \$701.26 |
| 23927 | OKAYAMA KORAKU | 12/26/1960 | Active | 41 | 2 | 2 | 0 | 0.00% | 42 | 29 | 0 | | | N | P,T,VP | 4 | \$1,600.01 |
| | Exc Award (06/30/2016, 06/30/2017) | | | | | | | | | | | | | | | | |
| 29863 | OKAYAMA MINAMI | 10/14/1974 | Active | 20 | 2 | 2 | 0 | 0.00% | 21 | 8 | 2 | | | | P,S,T,VP,SC | 12 | \$7,700.13 |
| | Exc Award (06/30/2017, 06/30/2018) | | | | | | | | | | | | | | | | |
| 132601 | Okayama Mirai | 09/13/2017 | Active | 96 | 3 | 4 | -1 | -1.03% | 81 | 6 | 1 | | | N | S | 0 | \$2,000.01 |
| | Exc Award (06/30/2018, 06/30/2019, 06/30/2021) | | | | | | | | | | | | | | | | |
| 146704 | Okayama Momo | 06/14/2021 | Active | 24 | 7 | 2 | 5 | 26.32% | 20 | 3 | 1 | | | | T,M,VP,SC | 6 | \$18,000.02 |
| | Exc Award (06/30/2023) | | | | | | | | | | | | | | | | |
| 57447 | OKAYAMA MUSCAT | 10/23/1995 | Active | 12 | 2 | 2 | 0 | 0.00% | 13 | 1 | 1 | | | | M,VP,SC | 1 | \$3,350.05 |
| 23928 | OKAYAMA NISHI | 03/20/1972 | Active | 106 | 18 | 3 | 15 | 16.48% | 91 | 27 | 0 | | | | VP,SC | 7 | \$61,471.64 |
| | Exc Award (06/30/2016, 06/30/2021) | | | | | | | | | | | | | | | | |
| 68670 | OKAYAMA PEARL | 04/30/2003 | Cancelled(6*) | 0 | 0 | 6 | -6 | -100.00% | 8 | 7 | 4 | | None | | P,S,T,M,VP SC | 24+ | |
| | Exc Award (06/30/2016, 06/30/2017, 06/30/2021) | | | | | | | | | | | | | | | | |
| 39387 | OKAYAMA PHOENIX | 01/31/1981 | Active | 15 | 5 | 4 | 1 | 7.14% | 14 | 14 | 0 | | | | P,VP,SC | 2 | \$340.00 |
| 47377 | OKAYAMA SETOUCHI | 05/19/1987 | Active | 39 | 2 | 1 | 1 | 2.63% | 39 | 2 | 0 | | | N | S,VP,SC | 5 | \$2,700.00 |
| | Exc Award (06/30/2016, 06/30/2017) | | | | | | | | | | | | | | | | |
| 23926 | OKAYAMA SOZAN | 06/16/1969 | Active | 31 | 1 | 4 | -3 | -8.82% | 40 | 25 | 4 | | | N | P,T,M,VP,SC | 3 | \$5,000.12 |
| | Exc Award (06/30/2016) | | | | | | | | | | | | | | | | |
| 41854 | OKU | 09/07/1982 | Active | 28 | 2 | 0 | 2 | 7.69% | 25 | | 1 | | | N | SC | 1 | \$260.00 |
| 23932 | SAIDAIJI | 05/01/1957 | Active | 69 | 5 | 3 | 2 | 2.99% | 69 | 2 | 1 | | | | T,VP,SC | N/R | \$1,000.00 |
| 56376 | SAIHAKU MINAMI | 12/28/1994 | Active | 23 | 0 | 3 | -3 | -11.54% | 26 | 13 | 0 | | | | VP,SC | 14 | \$2,174.07 |



Club Health Assessment for District 336 B through May 2025

| | | | Status | Membership | | | | | | | Reports | | | | | Finance | | LCIF | | |
|--|------------------|--------------|---|-----------------------------|-------------------|---------------------|----------------|-----------------|---|--|---------------------------|--------------------------------|--------------------|-------------------------------------|---------------------------------------|------------------------|---|--|--|--|
| Club Number | Club Name | Charter Date | | Current Member Count | YTD Members Added | YTD Members Dropped | YTD Net Growth | YTD Net Growth% | Member Count 12 Months Ago | Avg. length of service for dropped members | Months Since Last MMR *** | Yrs. Since Last Officer Report | President Rotation | Vice President Reported **** | Months Since Last Activity Report *** | Account Balance | Donations for current Fiscal Year | | | |
| | | | Number of times on status quo within last two years | If below 15 members appears | | | | | If net loss is greater than 20% appears | | | | | If no report in 3 months appears in | When more than one year appears in | Number of repeat terms | Notes the officers that do not have an active red | If no report in 12 months appears in red | | |
| Exc Award (06/30/2019) | | | | | | | | | | | | | | N | M,SC | 24+ | | \$5,000.00 | | |
| 23936 | SAKAIMINATO | 09/16/1959 | Active | 53 | 3 | 2 | 1 | 1.92% | 52 | 12 | 2 | | | N | M,SC | 24+ | | \$5,000.00 | | |
| 29419 | SAKAIMINATO MIHO | 05/31/1974 | Active | 32 | 4 | 1 | 3 | 10.34% | 29 | 32 | 1 | | | N | P,S,T,SC | 13 | | \$3,200.01 | | |
| Exc Award (06/30/2016) | | | | | | | | | | | | | | | | | | | | |
| 121792 | Shinkurashiki | 04/04/2014 | Active | 29 | 0 | 0 | 0 | 0.00% | 29 | | 0 | 1 | None | | P,S,T,M,VP SC | N/A | 90+ Days | | | |
| Exc Award (06/30/2016, 06/30/2018) | | | | | | | | | | | | | | | | | | | | |
| 23940 | SOJA | 02/05/1961 | Active | 29 | 1 | 3 | -2 | -6.45% | 31 | 31 | 0 | | | N | S,T,M,SC | 0 | | \$3,097.08 | | |
| 50440 | SOJA SESSHU | 04/16/1990 | Active | 11 | 0 | 0 | 0 | 0.00% | 11 | | 0 | | | | P,VP,SC | 7 | | \$4,425.29 | | |
| 23949 | TAKAHASHI | 02/16/1961 | Active | 20 | 2 | 0 | 2 | 11.11% | 19 | | 6 | | | N | P,T,VP,SC | 0 | | \$1,329.33 | | |
| Exc Award (06/30/2016, 06/30/2018) | | | | | | | | | | | | | | | | | | | | |
| 23954 | TAMANO | 03/31/1956 | Active | 29 | 0 | 2 | -2 | -6.45% | 31 | 7 | 5 | | | N | P,S,T,M,VP SC | 3 | | \$3,673.63 | | |
| 23966 | TAMANO SHIBUKAWA | 07/29/1965 | Active | 18 | 2 | 3 | -1 | -5.26% | 19 | 22 | 0 | | | N | T,M,SC | 11 | | \$1,442.02 | | |
| Exc Award (06/30/2022, 06/30/2024) | | | | | | | | | | | | | | | | | | | | |
| 23956 | TAMASHIMA | 02/22/1956 | Active | 36 | 0 | 0 | 0 | 0.00% | 37 | | 2 | | | N | P,S | 6 | | \$1,982.25 | | |
| Exc Award (06/30/2016, 06/30/2019, 06/30/20) | | | | | | | | | | | | | | | | | | | | |
| 23963 | TOTTORI | 02/16/1957 | Active | 30 | 6 | 3 | 3 | 11.11% | 27 | 6 | 0 | | | | S,T,M,VP,SC | 5 | | \$2,890.01 | | |
| Exc Award (06/30/2016, 06/30/2017, 06/30/20) | | | | | | | | | | | | | | | | | | | | |
| 23965 | TOTTORI CHUO | 09/19/1962 | Active | 42 | 4 | 6 | -2 | -4.55% | 44 | 14 | 1 | | | | S,T,M,VP,SC | 1 | | \$1,360.42 | | |
| Exc Award (06/30/2016, 06/30/2018, 06/30/20) | | | | | | | | | | | | | | | | | | | | |
| 23970 | TOTTORI INABA | 05/19/1968 | Active | 91 | 3 | 4 | -1 | -1.09% | 92 | 12 | 2 | | | | S,T,M,VP,SC | 5 | | \$6,800.04 | | |
| Exc Award (06/30/2016, 06/30/2018, 06/30/20) | | | | | | | | | | | | | | | | | | | | |
| 23977 | TOTTORI KYUSHO | 04/12/1970 | Active | 30 | 6 | 1 | 5 | 20.00% | 27 | 7 | 0 | | | R | S,VP,SC | 0 | 90+ Days | \$1,100.11 | | |
| Exc Award (06/30/2018, 06/30/2021) | | | | | | | | | | | | | | | | | | | | |
| 48006 | TOTTORI SAKYU | 12/28/1987 | Active | 40 | 3 | 2 | 1 | 2.56% | 41 | 14 | 0 | | | N | S,M,VP,SC | 1 | | \$2,522.37 | | |
| Exc Award (06/30/2016, 06/30/2017, 06/30/20) | | | | | | | | | | | | | | | | | | | | |
| 41947 | TOTTORI SENDAI | 10/29/1982 | Active | 12 | 1 | 1 | 0 | 0.00% | 16 | 4 | 0 | | | | S,T,M,VP,SC | 1 | | | | |
| Exc Award (06/30/2019, 06/30/2021) | | | | | | | | | | | | | | | | | | | | |
| 23964 | TSUYAMA | 05/12/1955 | Active | 26 | 1 | 0 | 1 | 4.00% | 25 | | 2 | | | N | T,M,VP,SC | 5 | | \$1,000.00 | | |



Club Health Assessment for District 336 B through May 2025

| | | | Status | Membership | | | | | | | Reports | | | | | Finance | | LCIF |
|--|--------------------|--------------|---|-----------------------------|-------------------|---------------------|----------------|-----------------|---|--|---------------------------|-------------------------------------|------------------------------------|------------------------------|---|--|-----------------------------------|------|
| Club Number | Club Name | Charter Date | | Current Member Count | YTD Members Added | YTD Members Dropped | YTD Net Growth | YTD Net Growth% | Member Count 12 Months Ago | Avg. length of service for dropped members | Months Since Last MMR *** | Yrs. Since Last Officer Report | President Rotation | Vice President Reported **** | Months Since Last Activity Report *** | Account Balance | Donations for current Fiscal Year | |
| | | | Number of times on status quo within last two years | If below 15 members appears | | | | | If net loss is greater than 20% appears | | | If no report in 3 months appears in | When more than one year appears in | Number of repeat terms | Notes the officers that do not have an active | If no report at 12 months appears in red | | |
| 23971 | TSUYAMA KAKUZAN | 03/20/1968 | Active | 29 | 0 | 2 | -2 | -6.45% | 31 | 25 | 5 | | | S,T,M,VP,SC | 5 | | \$1,300.01 | |
| Exc Award (06/30/2018) | | | | | | | | | | | | | | | | | | |
| 43304 | TSUYAMA SAKURA | 12/27/1983 | Active | 18 | 0 | 0 | 0 | 0.00% | 19 | | 11 | | N | P,S,T | 0 | | \$1,260.05 | |
| Exc Award (06/30/2016, 06/30/2019) | | | | | | | | | | | | | | | | | | |
| 47040 | TSUYAMA SHURAKU | 03/09/1987 | Active | 30 | 0 | 1 | -1 | -3.23% | 29 | 5 | 0 | | N | VP | 0 | | \$2,753.61 | |
| Exc Award (06/30/2018, 06/30/2019) | | | | | | | | | | | | | | | | | | |
| 23974 | TSUYAMA YAYOI | 02/15/1970 | Active | 23 | 2 | 2 | 0 | 0.00% | 23 | 6 | 5 | | N | M,VP,SC | 5 | | \$1,000.00 | |
| Exc Award (06/30/2016, 06/30/2019, 06/30/2020) | | | | | | | | | | | | | | | | | | |
| 23980 | WAKE | 02/11/1962 | Active | 19 | 0 | 3 | -3 | -13.64% | 22 | 22 | 1 | | N | M,VP,SC | 24+ | | \$300.01 | |
| 23982 | YAKAKE | 01/15/1965 | Active | 27 | 1 | 1 | 0 | 0.00% | 28 | 44 | 0 | | N | T,M,VP,SC | 7 | | \$174.51 | |
| 23985 | YONAGO | 11/24/1956 | Active | 48 | 5 | 2 | 3 | 6.67% | 45 | 2 | 0 | | | T,M,VP,SC | 4 | | \$583.27 | |
| Exc Award (06/30/2022) | | | | | | | | | | | | | | | | | | |
| 23986 | YONAGO GREAT SOUTH | 07/21/1963 | Active | 11 | 3 | 1 | 2 | 22.22% | 10 | 0 | 4 | | | T,M,VP,SC | 24+ | | | |
| 36646 | YONAGO JOZAN | 02/05/1979 | Active | 25 | 2 | 0 | 2 | 8.70% | 23 | | 1 | | | S,M,VP,SC | 3 | | \$300.49 | |
| Exc Award (06/30/2017, 06/30/2021) | | | | | | | | | | | | | | | | | | |
| 23987 | YONAGO NISHIKI | 04/30/1964 | Active | 25 | 1 | 1 | 0 | 0.00% | 25 | 11 | 0 | | | M,VP,SC | 3 | | \$291.64 | |
| 23988 | YOSHINAGA | 04/23/1967 | Active | 13 | 5 | 1 | 4 | 44.44% | 10 | 13 | 0 | | 2 | R T,M,SC | 7 | | \$470.33 | |
| 35278 | YUBARA | 03/27/1978 | Active | 20 | 0 | 1 | -1 | -4.76% | 21 | 2 | 10 | | | T,VP,SC | 1 | | \$1,000.00 | |
| Exc Award (06/30/2017, 06/30/2021) | | | | | | | | | | | | | | | | | | |
| 123707 | Yurihama Mirai | 11/26/2014 | Active | 19 | 1 | 1 | 0 | 0.00% | 19 | 10 | 8 | | 2 | T,M,VP,SC | N/A | | \$701.09 | |

Clubs Cancelled Previous Fiscal Year – Clubs Cancelled within last 12 months may be reinstated

| Club Number | Club Name | Charter Date | Current Status* | Cancellation Date |
|-------------|------------------|--------------|-----------------|-------------------|
| 49657 | KURASHIKI HEISEI | 06/28/1989 | Cancelled(6*) | 08/29/2023 |
| 23929 | OKAYAMA UJO | 11/26/1957 | Cancelled(6*) | 06/29/2024 |



Club Health Assessment for District 336 B through May 2025

| Club Number | | | Club Name | | | Charter Date | | | Status | | | | | Membership | | | | | Reports | | | | | Finance | | LCIF |
|---------------------------|---------------------|---------------------------|-------------------|-----------------------------|---------|--------------|----------------|------------------|---|-------------------------------|--------------------------------------|----------------------|---|----------------------------------|--|--|--------------------------------|------------------------------------|----------------------------------|--|-----------------|--|--|---------|--|------|
| | | | | | | | | | Current Member Count | YTD Members Added | YTD Members Dropped | YTD Net Growth | YTD Net Growth% | Member Count 12 Months Ago | Avg. length of service for dropped members | Months Since Last MMR *** | Yrs. Since Last Officer Report | President Rotation | Vice President Reported **** | Months Since Last Activity Report *** | Account Balance | Donations for current Fiscal Year | | | | |
| | | | | | | | | | Number of times on status quo within last two years | If below 15 members appears | | | If net loss is greater than 20% appears | | | If no report in 3 months appears in | | When more than one year appears in | Number of repeat terms | Notes the officers that do not have an active | | If no report at 12 months appears in red | | | | |
| Current Total Clubs Count | YTD New Clubs Count | YTD Cancelled Clubs Count | YTD Net Club Gain | Current Total Members Count | YTD Add | YTD Drop | YTD Net Growth | YTD Net Growth % | Member Count 12 Months Ago | Average Member Count Per Club | % of Clubs with less than 20 members | % No MMR in 3 Months | % No Officer Report in 12 Months | % of Clubs with balance 90+ days | Number of Clubs in Status Quo | % Status Quo Clubs in Financial Suspension | Number of Cancelled Clubs | Average Cancelled Club Age | Members Lost Due to Cancellation | % of Clubs Cancelled for Non-Financial Reasons | | | | | | |
| 79 | 1 | 3 | -2 | 2,402 | 211 | 185 | 26 | 1.09% | 2,387 | 30 | 28% | 28% | 1% | 4% | 0 | 0% | 3 | 76 | 42 | 100% | | | | | | |

* - P - Priority Club. Cancellation Reasons: 1-Objectives/conduct, 2-Non-active club, 5-Non-existing club, 6-Disbanding, 7-Merger, 8-Financial Suspension, 9-District/Multiple District Dues.

** - Abbreviation: P-President, S-Secretary, T-Treasurer, M-Member Chairperson, VP-First Vice President, MC-Communications Chairperson, SC-Service Chairperson

*** - Abbreviation: N/R - Never reported using the Lions Clubs website, N/A - Not applicable, No password registered for the Lions Clubs website.

**** - Abbreviation: N - New, IP - Immediate Past, R - Repeat.



Club Health Assessment for District 336 C through May 2025

| | | | Status | Membership | | | | | | | Reports | | | | | Finance | LCIF |
|---|--------------------|--------------|---|-----------------------------|-------------------|---------------------|----------------|---|----------------------------|--|-------------------------------------|------------------------------------|------------------------|---|--|-----------------|-----------------------------------|
| Club Number | Club Name | Charter Date | | Current Member Count | YTD Members Added | YTD Members Dropped | YTD Net Growth | YTD Net Growth% | Member Count 12 Months Ago | Avg. length of service for dropped members | Months Since Last MMR *** | Yrs. Since Last Officer Report | President Rotation | Vice President Reported **** | Months Since Last Activity Report *** | Account Balance | Donations for current Fiscal Year |
| | | | Number of times on status quo within last two years | If below 15 members appears | | | | If net loss is greater than 20% appears | | | If no report in 3 months appears in | When more than one year appears in | Number of repeat terms | Notes the officers that do not have an active | If no report at 12 months appears in red | | |
| Clubs more than two years old | | | | | | | | | | | | | | | | | |
| 24083 | AKI L C | 11/28/1961 | Active | 30 | 6 | 2 | 4 | 15.38% | 30 | 14 | 0 | | | VP,SC | 2 | | \$2,395.58 |
| Exc Award (06/30/2019, 06/30/2020) | | | | | | | | | | | | | | | | | |
| 24207 | AKITAKATA | 07/19/1962 | Active | 17 | 0 | 3 | -3 | -15.00% | 20 | 25 | 2 | | | T,M,VP,SC | 10 | | \$197.05 |
| 24091 | FUCHU | 05/01/1958 | Active | 37 | 2 | 2 | 0 | 0.00% | 37 | 4 | 1 | | N | T,SC | 4 | | \$2,469.10 |
| 41282 | FUCHU CHUO | 04/22/1982 | Active | 31 | 0 | 1 | -1 | -3.13% | 34 | 10 | 1 | | N | M,SC | 0 | | \$1,992.76 |
| 37304 | FUCHU MEIKYO | 06/05/1979 | Active | 9 | 0 | 1 | -1 | -10.00% | 10 | 16 | 4 | | | P,T,M,VP,SC | 24+ | | \$125.12 |
| 24092 | FUKUYAMA | 10/20/1956 | Active | 83 | 1 | 2 | -1 | -1.19% | 87 | 2 | 0 | | N | T,M,VP,SC | 1 | | \$4,156.52 |
| 24089 | FUKUYAMA AI | 03/12/1966 | Active | 44 | 2 | 1 | 1 | 2.33% | 45 | 5 | 3 | | N | T,M,VP,SC | 2 | | \$7,621.31 |
| Exc Award (06/30/2018, 06/30/2019, 06/30/20 | | | | | | | | | | | | | | | | | |
| 24093 | FUKUYAMA CHUO | 02/26/1967 | Active | 38 | 1 | 4 | -3 | -7.32% | 44 | 27 | 1 | | N | S,SC | 4 | | \$3,157.14 |
| Exc Award (06/30/2018) | | | | | | | | | | | | | | | | | |
| 24095 | FUKUYAMA CITY | 01/19/1969 | Active | 23 | 1 | 1 | 0 | 0.00% | 23 | 47 | 2 | | | VP,SC | 11 | | \$775.33 |
| 55988 | FUKUYAMA FLOWER | 07/06/1994 | Active | 52 | 4 | 3 | 1 | 1.96% | 52 | 8 | 4 | | N | SC | 5 | | \$5,191.19 |
| Exc Award (06/30/2016) | | | | | | | | | | | | | | | | | |
| 54566 | FUKUYAMA HEISEI | 06/07/1993 | Active | 37 | 2 | 2 | 0 | 0.00% | 41 | 20 | 0 | | N | SC | 0 | | \$1,322.72 |
| Exc Award (06/30/2019, 06/30/2020) | | | | | | | | | | | | | | | | | |
| 32998 | FUKUYAMA HIGASHI | 11/04/1976 | Active | 60 | 2 | 0 | 2 | 3.45% | 59 | | 1 | | N | T,M,VP,SC | 3 | | \$3,158.34 |
| Exc Award (06/30/2018) | | | | | | | | | | | | | | | | | |
| 41855 | FUKUYAMA HISAMATSU | 09/27/1982 | Active | 45 | 1 | 4 | -3 | -6.25% | 52 | 7 | 0 | | N | T | 0 | | \$5,826.87 |
| Exc Award (06/30/2018, 06/30/2019, 06/30/20 | | | | | | | | | | | | | | | | | |
| 24094 | FUKUYAMA IYOO | 07/11/1962 | Active | 41 | 3 | 1 | 2 | 5.13% | 41 | 8 | 1 | | N | T,VP | 1 | | \$5,727.52 |
| Exc Award (06/30/2019) | | | | | | | | | | | | | | | | | |
| 51813 | FUKUYAMA KITA | 06/18/1991 | Active | 26 | 0 | 0 | 0 | 0.00% | 26 | | 10 | | N | T,SC | 4 | | \$952.94 |
| 24148 | FUKUYAMA MATSUNAGA | 12/04/1960 | Active | 41 | 1 | 4 | -3 | -6.82% | 44 | 21 | 4 | | N | SC | 0 | | \$332.31 |
| Exc Award (06/30/2016, 06/30/2018) | | | | | | | | | | | | | | | | | |
| 53244 | FUKUYAMA MINAMI | 06/01/1992 | Active | 67 | 1 | 3 | -2 | -2.90% | 69 | 14 | 0 | | | T,M,VP,SC | 0 | | \$10,468.30 |
| Exc Award (06/30/2016, 06/30/2017) | | | | | | | | | | | | | | | | | |



Club Health Assessment for District 336 C through May 2025

| | | | Status | Membership | | | | | | | Reports | | | | | Finance | | LCIF |
|---|-------------------------|--------------|---|-----------------------------|-------------------|---------------------|----------------|---|----------------------------|--|-------------------------------------|------------------------------------|------------------------|---|---------------------------------------|-----------------|-----------------------------------|------|
| Club Number | Club Name | Charter Date | | Current Member Count | YTD Members Added | YTD Members Dropped | YTD Net Growth | YTD Net Growth% | Member Count 12 Months Ago | Avg. length of service for dropped members | Months Since Last MMR *** | Yrs. Since Last Officer Report | President Rotation | Vice President Reported **** | Months Since Last Activity Report *** | Account Balance | Donations for current Fiscal Year | |
| | | | Number of times on status quo within last two years | If below 15 members appears | | | | If net loss is greater than 20% appears | | | If no report in 3 months appears in | When more than one year appears in | Number of repeat terms | Notes the officers that do not have an active | If no report at 12 months red | | | |
| 127046 | Fukuyama Peace | 06/21/2016 | Active | 98 | 17 | 4 | 13 | 15.29% | 87 | 5 | 1 | | | N | S,T,SC | 0 | \$2,646.10 | |
| Exc Award (06/30/2022) | | | | | | | | | | | | | | | | | | |
| 24183 | FUKUYAMA SHIN-ICHI | 12/21/1963 | Active | 77 | 7 | 6 | 1 | 1.32% | 76 | 18 | 1 | | | N | SC | 4 | \$10,911.77 | |
| Exc Award (06/30/2017, 06/30/2018, 06/30/20 | | | | | | | | | | | | | | | | | | |
| 41812 | HATSUKAICHI | 08/13/1982 | Active | 15 | 1 | 1 | 0 | 0.00% | 15 | 3 | 4 | | | N | P,S,M,SC | 16 | \$670.59 | |
| Exc Award (06/30/2019) | | | | | | | | | | | | | | | | | | |
| 24084 | HIGASHI HIROSHIMA | 03/22/1967 | Active | 48 | 6 | 3 | 3 | 6.67% | 47 | 3 | 0 | | | N | SC | 0 | \$9,473.16 | |
| Exc Award (06/30/2018) | | | | | | | | | | | | | | | | | | |
| 30424 | HIGASHI HIROSHIMA WEST | 03/17/1975 | Active | 32 | 1 | 2 | -1 | -3.03% | 34 | 22 | 1 | | | | T,M,VP,SC | 0 | \$5,709.84 | |
| Exc Award (06/30/2017, 06/30/2024) | | | | | | | | | | | | | | | | | | |
| 24085 | HIGASHIHIROSHIMAAKITSU | 11/23/1964 | Active | 37 | 3 | 3 | 0 | 0.00% | 37 | 22 | 1 | | | | M,VP,SC | 0 | \$3,111.86 | |
| Exc Award (06/30/2017) | | | | | | | | | | | | | | | | | | |
| 32027 | HIGASHIHIROSHIMA KUROSE | 04/12/1976 | Active | 31 | 2 | 1 | 1 | 3.33% | 30 | 2 | 0 | | | | S,T,M,VP,SC | 24+ | \$1,742.64 | |
| 24105 | HIROSHIMA | 01/26/1955 | Active | 63 | 7 | 5 | 2 | 3.28% | 63 | 10 | 0 | | | N | T,M,VP,SC | 4 | \$6,182.33 | |
| Exc Award (06/30/2016, 06/30/2017, 06/30/20 | | | | | | | | | | | | | | | | | | |
| 39945 | HIROSHIMA ASAHI | 05/18/1981 | Active | 34 | 1 | 2 | -1 | -2.86% | 35 | 23 | 3 | | | N | P,S,M,VP,SC | 4 | \$3,806.50 | |
| Exc Award (06/30/2023) | | | | | | | | | | | | | | | | | | |
| 24129 | HIROSHIMA CHUO | 06/20/1964 | Active | 48 | 8 | 3 | 5 | 11.63% | 43 | 20 | 3 | | | | P,S,T,VP,SC | 5 | \$2,636.46 | |
| Exc Award (06/30/2019, 06/30/2020, 06/30/20 | | | | | | | | | | | | | | | | | | |
| 24106 | HIROSHIMA DELTA | 03/21/1961 | Active | 44 | 4 | 5 | -1 | -2.22% | 46 | 13 | 2 | | | | S,M,VP,SC | 1 | \$2,383.17 | |
| Exc Award (06/30/2016, 06/30/2018, 06/30/20 | | | | | | | | | | | | | | | | | | |
| 24108 | HIROSHIMA HEIWA | 05/31/1959 | Active | 39 | 1 | 8 | -7 | -15.22% | 47 | 4 | 0 | | | | S,T,VP,SC | 1 | \$551.75 | |
| Exc Award (06/30/2020) | | | | | | | | | | | | | | | | | | |
| 34797 | HIROSHIMA ITSUKAICHI | 12/02/1977 | Active | 24 | 2 | 1 | 1 | 4.35% | 24 | 0 | 5 | | | N | SC | 0 | \$3,095.59 | |
| Exc Award (06/30/2016, 06/30/2018) | | | | | | | | | | | | | | | | | | |
| 24109 | HIROSHIMA JOHOKU | 06/07/1967 | Active | 37 | 3 | 1 | 2 | 5.71% | 35 | 1 | 6 | | | N | SC | 0 | \$1,683.27 | |
| Exc Award (06/30/2023) | | | | | | | | | | | | | | | | | | |
| 24126 | HIROSHIMA KABE | 03/21/1961 | Active | 36 | 2 | 3 | -1 | -2.70% | 40 | 11 | 0 | | | | VP,SC | 1 | \$2,151.47 | |
| Exc Award (06/30/2016, 06/30/2018, 06/30/20 | | | | | | | | | | | | | | | | | | |



Club Health Assessment for District 336 C through May 2025

| | | | Status | Membership | | | | | | | Reports | | | | | Finance | LCIF |
|-------------|--|--------------|---|-----------------------------|-------------------|---------------------|----------------|---|----------------------------|--|-------------------------------------|------------------------------------|------------------------|---|--|-----------------|-----------------------------------|
| Club Number | Club Name | Charter Date | | Current Member Count | YTD Members Added | YTD Members Dropped | YTD Net Growth | YTD Net Growth% | Member Count 12 Months Ago | Avg. length of service for dropped members | Months Since Last MMR *** | Yrs. Since Last Officer Report | President Rotation | Vice President Reported **** | Months Since Last Activity Report *** | Account Balance | Donations for current Fiscal Year |
| | | | Number of times on status quo within last two years | If below 15 members appears | | | | If net loss is greater than 20% appears | | | If no report in 3 months appears in | When more than one year appears in | Number of repeat terms | Notes the officers that do not have an active | If no report at 12 months appears in red | | |
| 44151 | HIROSHIMA KOYO | 06/05/1984 | Active | 51 | 2 | 6 | -4 | -7.27% | 58 | 13 | 0 | | | S,T,M,VP,SC | 1 | | \$1,684.35 |
| | Exc Award (06/30/2017, 06/30/2018, 06/30/2020) | | | | | | | | | | | | | | | | |
| 55552 | Hiroshima Momiji | 04/13/1994 | Active | 7 | 0 | 0 | 0 | 0.00% | 7 | | 14 | 1 | None | P,S,T,M,VP SC | 24 | | \$652.96 |
| 24107 | HIROSHIMA NEW | 01/29/1969 | Active | 52 | 7 | 2 | 5 | 10.64% | 51 | 1 | 0 | | | P,S,T,M,VP SC | 4 | | \$1,157.41 |
| | Exc Award (06/30/2016, 06/30/2018, 06/30/2020) | | | | | | | | | | | | | | | | |
| 38768 | HIROSHIMA NEW CITY | 06/09/1980 | Active | 24 | 0 | 3 | -3 | -11.11% | 27 | 7 | 5 | | | P,S,T,M,VP SC | 5 | | \$479.34 |
| | Exc Award (06/30/2023) | | | | | | | | | | | | | | | | |
| 33000 | HIROSHIMA OTAGAWA | 11/10/1976 | Active | 35 | 2 | 3 | -1 | -2.78% | 36 | 7 | 0 | | | P,S,M,VP,SC | 0 | | \$5,079.58 |
| | Exc Award (06/30/2016, 06/30/2017, 06/30/2020) | | | | | | | | | | | | | | | | |
| 41856 | HIROSHIMA PHOENIX | 09/27/1982 | Active | 58 | 3 | 2 | 1 | 1.75% | 59 | 0 | 0 | | | M,VP,SC | 0 | | \$5,402.94 |
| | Exc Award (06/30/2017, 06/30/2018, 06/30/2020) | | | | | | | | | | | | | | | | |
| 24110 | HIROSHIMA RIJO | 06/23/1958 | Active | 35 | 1 | 3 | -2 | -5.41% | 38 | 14 | 0 | | | N S,T,SC | 0 | | \$15,422.99 |
| | Exc Award (06/30/2016, 06/30/2017, 06/30/2020) | | | | | | | | | | | | | | | | |
| 37730 | HIROSHIMA ROYAL | 11/06/1979 | Active | 36 | 2 | 0 | 2 | 5.88% | 35 | | 3 | | | N P,T,M,VP,SC | 2 | | \$709.39 |
| | Exc Award (06/30/2024) | | | | | | | | | | | | | | | | |
| 24111 | HIROSHIMA SAIKI | 08/28/1962 | Active | 16 | 0 | 1 | -1 | -5.88% | 18 | 1 | 5 | | | N SC | 5 | | \$666.47 |
| | Exc Award (06/30/2017, 06/30/2023) | | | | | | | | | | | | | | | | |
| 44603 | HIROSHIMA SATO | 01/24/1985 | Active | 27 | 6 | 1 | 5 | 22.73% | 22 | 2 | 3 | | | N M | 0 | | \$3,138.11 |
| | Exc Award (06/30/2022, 06/30/2023) | | | | | | | | | | | | | | | | |
| 59696 | HIROSHIMA SEIHOKU | 06/02/1997 | Active | 38 | 12 | 2 | 10 | 35.71% | 30 | 20 | 0 | | | N | 3 | | \$846.15 |
| | Exc Award (06/30/2018, 06/30/2023) | | | | | | | | | | | | | | | | |
| 47858 | HIROSHIMA SEIRYU | 11/02/1987 | Active | 20 | 0 | 2 | -2 | -9.09% | 23 | 22 | 1 | | | P,T,M,VP,SC | 0 | | \$1,348.06 |
| 44497 | HIROSHIMA WAKABA | 12/21/1984 | Active | 13 | 0 | 2 | -2 | -13.33% | 16 | 1 | 1 | | | P,S,T,M,VP SC | 14 | | \$289.17 |
| | Exc Award (06/30/2022) | | | | | | | | | | | | | | | | |
| 56631 | HIROSHIMA WISE | 03/09/1995 | Active | 30 | 0 | 0 | 0 | 0.00% | 34 | | 11 | | | P,S,T,M,VP SC | 0 | | \$1,628.64 |
| | Exc Award (06/30/2016, 06/30/2017, 06/30/2020) | | | | | | | | | | | | | | | | |
| 24208 | JINSEKI KOGEN | 12/03/1967 | Active | 33 | 4 | 0 | 4 | 13.79% | 29 | | 3 | | | N | 4 | | \$1,198.04 |
| 36179 | JINSEKITAISHAKUKYO | 10/09/1978 | Active | 10 | 2 | 0 | 2 | 25.00% | 9 | | 9 | | | N P,M,SC | 1 | | \$697.05 |
| | Exc Award (06/30/2016, 06/30/2017) | | | | | | | | | | | | | | | | |



Club Health Assessment for District 336 C through May 2025

| | | | Status | Membership | | | | | | | Reports | | | | | Finance | LCIF |
|-------------|------------------------------------|--------------|---|-----------------------------|-------------------|---------------------|----------------|---|----------------------------|--|-------------------------------------|------------------------------------|------------------------|---|--|-----------------|-----------------------------------|
| Club Number | Club Name | Charter Date | | Current Member Count | YTD Members Added | YTD Members Dropped | YTD Net Growth | YTD Net Growth% | Member Count 12 Months Ago | Avg. length of service for dropped members | Months Since Last MMR *** | Yrs. Since Last Officer Report | President Rotation | Vice President Reported **** | Months Since Last Activity Report *** | Account Balance | Donations for current Fiscal Year |
| | | | Number of times on status quo within last two years | If below 15 members appears | | | | If net loss is greater than 20% appears | | | If no report in 3 months appears in | When more than one year appears in | Number of repeat terms | Notes the officers that do not have an active | If no report at 12 months appears in red | | |
| 24125 | JOGE | 04/10/1966 | Active | 26 | 0 | 2 | -2 | -7.14% | 28 | 7 | 0 | | | N | T,M,VP | 0 | \$452.60 |
| | Exc Award (06/30/2016) | | | | | | | | | | | | | | | | |
| 24133 | KANNABE | 01/27/1963 | Active | 32 | 4 | 2 | 2 | 6.67% | 32 | 2 | 0 | | | | T,VP,SC | 4 | \$2,198.47 |
| | Exc Award (06/30/2022, 06/30/2023) | | | | | | | | | | | | | | | | |
| 24087 | KITAHIROSHIMA CHIYODA | 04/09/1973 | Active | 35 | 2 | 1 | 1 | 2.94% | 36 | 51 | 1 | | | | VP,SC | 2 | \$5,585.54 |
| 24140 | KURE | 11/26/1955 | Active | 20 | 0 | 2 | -2 | -9.09% | 22 | 22 | 0 | | | | M,VP,SC | 2 | \$5,463.81 |
| | Exc Award (06/30/2019) | | | | | | | | | | | | | | | | |
| 24142 | KURE BLUE | 03/09/1963 | Active | 24 | 2 | 0 | 2 | 9.09% | 25 | | 2 | | | N | SC | 0 | \$2,503.23 |
| 24141 | KURE GREEN | 11/24/1959 | Active | 48 | 5 | 2 | 3 | 6.67% | 46 | 41 | 0 | | | N | S,T,M,VP,SC | 15 | \$1,826.46 |
| 50893 | KURE PORT | 08/07/1990 | Active | 32 | 0 | 1 | -1 | -3.03% | 33 | 42 | 2 | | | N | P,M,VP,SC | 21 | \$1,243.93 |
| 29974 | KURE URUME | 11/27/1974 | Active | 20 | 0 | 0 | 0 | 0.00% | 20 | | 1 | | | N | SC | 0 | \$975.88 |
| | Exc Award (06/30/2017, 06/30/2023) | | | | | | | | | | | | | | | | |
| 36952 | KURE YASUURA | 04/03/1979 | Cancelled(6*) | 0 | 0 | 15 | -15 | -100.00% | 17 | 16 | 5 | | None | | P,S,T,M,VP SC | 6 | \$195.89 |
| 24149 | MIHARA | 02/15/1961 | Active | 65 | 4 | 0 | 4 | 6.56% | 62 | | 0 | | | N | S | 0 | \$6,439.91 |
| | Exc Award (06/30/2018, 06/30/2023) | | | | | | | | | | | | | | | | |
| 24116 | MIHARA HONGO | 09/11/1966 | Active | 21 | 6 | 1 | 5 | 31.25% | 17 | 3 | 1 | | | N | P,SC | 5 | \$1,184.00 |
| 29236 | MIHARA KUI | 04/30/1974 | Active | 29 | 1 | 0 | 1 | 3.57% | 28 | | 0 | | | N | M,SC | 0 | \$3,479.59 |
| 24150 | MIHARA UKISHIRO | 05/12/1963 | Active | 84 | 9 | 3 | 6 | 7.69% | 82 | 4 | 0 | | | N | | 2 | \$6,913.72 |
| | Exc Award (06/30/2016, 06/30/2023) | | | | | | | | | | | | | | | | |
| 24152 | MIRASAKA | 05/16/1965 | Active | 14 | 0 | 1 | -1 | -6.67% | 15 | 14 | 2 | | None | | P,S,T,M,VP SC | 22 | \$256.17 |
| | Exc Award (06/30/2017) | | | | | | | | | | | | | | | | |
| 24155 | MIYAJIMAGUCHI L C | 02/08/1962 | Active | 36 | 2 | 0 | 2 | 5.88% | 37 | | 1 | | | N | | 0 | \$14,830.74 |
| | Exc Award (06/30/2016) | | | | | | | | | | | | | | | | |
| 63696 | MIYOSHI SENIOR | 11/14/2000 | Active | 20 | 0 | 0 | 0 | 0.00% | 20 | | 15 | 1 | None | | P,S,T,M,VP SC | 15 | \$546.72 |
| 24164 | NOMISHIMA L C | 11/25/1962 | Active | 18 | 0 | 3 | -3 | -14.29% | 19 | 35 | 1 | | | | P,M,VP,SC | 24+ | \$981.80 |
| 24168 | ONOMICHI | 08/30/1958 | Active | 69 | 2 | 2 | 0 | 0.00% | 69 | 7 | 0 | | | N | SC | 1 | \$2,972.70 |
| | Exc Award (06/30/2016) | | | | | | | | | | | | | | | | |
| 24117 | ONOMICHI INNOSHIMA | 02/09/1962 | Active | 43 | 1 | 0 | 1 | 2.38% | 42 | | 5 | | | N | SC | 19 | \$2,822.17 |



Club Health Assessment for District 336 C through May 2025

| | | | Status | Membership | | | | | | | Reports | | | | | Finance | LCIF |
|--|---------------------|--------------|---|-----------------------------|-------------------|---------------------|----------------|---|----------------------------|--|-------------------------------------|------------------------------------|------------------------|---|--|-----------------|-----------------------------------|
| Club Number | Club Name | Charter Date | | Current Member Count | YTD Members Added | YTD Members Dropped | YTD Net Growth | YTD Net Growth% | Member Count 12 Months Ago | Avg. length of service for dropped members | Months Since Last MMR *** | Yrs. Since Last Officer Report | President Rotation | Vice President Reported **** | Months Since Last Activity Report *** | Account Balance | Donations for current Fiscal Year |
| | | | Number of times on status quo within last two years | If below 15 members appears | | | | If net loss is greater than 20% appears | | | If no report in 3 months appears in | When more than one year appears in | Number of repeat terms | Notes the officers that do not have an active | If no report at 12 months appears in red | | |
| Exc Award (06/30/2017) | | | | | | | | | | | | | | | | | |
| 24153 | ONOMICHI MITSUGI | 12/14/1971 | Active | 16 | 0 | 0 | 0 | 0.00% | 17 | | 0 | | | P,S,T,M,VP SC | 7 | | \$130.59 |
| 24157 | ONOMICHI MUKAISHIMA | 06/24/1967 | Active | 27 | 0 | 0 | 0 | 0.00% | 28 | | 2 | | N | | 0 | | \$65.30 |
| Exc Award (06/30/2016, 06/30/2018) | | | | | | | | | | | | | | | | | |
| 24170 | ONOMICHI RURI | 01/20/1963 | Active | 33 | 1 | 2 | -1 | -2.94% | 34 | 26 | 1 | | N | M | 2 | | \$1,382.29 |
| Exc Award (06/30/2016, 06/30/2018, 06/30/2022) | | | | | | | | | | | | | | | | | |
| 24174 | OSAKIKAMIJIMA | 01/22/1967 | Active | 34 | 4 | 2 | 2 | 6.25% | 32 | 19 | 2 | | N | P,S,T,VP,SC | 15 | | \$470.13 |
| 24173 | OTAKE | 08/28/1962 | Active | 23 | 1 | 2 | -1 | -4.17% | 24 | 9 | 1 | | N | P,M,VP,SC | 0 | | \$1,201.53 |
| 24175 | SAIJO | 09/05/1964 | Active | 17 | 0 | 0 | 0 | 0.00% | 17 | | 14 | | N | P,T,M,VP,SC | 24+ | | \$1,395.90 |
| 24138 | SERAKOZAN | 11/09/1963 | Active | 38 | 2 | 2 | 0 | 0.00% | 37 | 11 | 0 | | | P,S,T,M,VP SC | 0 | | \$1,248.13 |
| 24184 | SHOBARA | 03/25/1962 | Active | 49 | 1 | 2 | -1 | -2.00% | 52 | 28 | 0 | | N | P,S,T,VP,SC | 3 | | \$2,683.05 |
| Exc Award (06/30/2018, 06/30/2022) | | | | | | | | | | | | | | | | | |
| 24189 | TAKEHARA | 11/22/1958 | Active | 50 | 4 | 5 | -1 | -1.96% | 54 | 10 | 0 | | N | P,M,SC | 24+ | | \$2,914.48 |
| Exc Award (06/30/2017) | | | | | | | | | | | | | | | | | |

Clubs Cancelled Previous Fiscal Year – Clubs Cancelled within last 12 months may be reinstated

| Club Number | Club Name | Charter Date | Current Status* | Cancellation Date |
|-------------|-----------------|--------------|-----------------|-------------------|
| 43439 | HIROSHIMA EAST | 01/25/1984 | Cancelled(6*) | 12/29/2023 |
| 57949 | HIROSHIMA SEIWA | 03/07/1996 | Cancelled(6*) | 06/29/2024 |
| 24130 | YAMAGATA KAKE | 04/08/1961 | Cancelled(6*) | 06/29/2024 |

| Current Total Clubs Count | YTD New Clubs Count | YTD Cancelled Clubs Count | YTD Net Club Gain | Current Total Members Count | YTD Add | YTD Drop | YTD Net Growth | YTD Net Growth % | Member Count 12 Months Ago | Average Member Count Per Club | % of Clubs with less than 20 members | % No MMR in 3 Months | % No Officer Report in 12 Months | % of Clubs with balance 90+ days | Number of Clubs in Status Quo | % Status Quo Clubs in Financial Suspension | Number of Cancelled Clubs | Average Cancelled Club Age | Members Lost Due to Cancellation | % of Clubs Cancelled for Non-Financial Reasons |
|---------------------------|---------------------|---------------------------|-------------------|-----------------------------|---------|----------|----------------|------------------|----------------------------|-------------------------------|--------------------------------------|----------------------|----------------------------------|----------------------------------|-------------------------------|--|---------------------------|----------------------------|----------------------------------|--|
| 75 | 0 | 1 | -1 | 2,752 | 184 | 159 | 25 | 0.92% | 2,810 | 37 | 15% | 28% | 3% | 0% | 0 | 0% | 1 | 177 | 15 | 100% |



Club Health Assessment for District 336 C through May 2025

| | | | Status | Membership | | | | | | | Reports | | | | | Finance | LCIF |
|-------------|-----------|--------------|---|-----------------------------|-------------------|---------------------|----------------|---|----------------------------|--|-------------------------------------|------------------------------------|------------------------|---|--|-----------------|-----------------------------------|
| Club Number | Club Name | Charter Date | | Current Member Count | YTD Members Added | YTD Members Dropped | YTD Net Growth | YTD Net Growth% | Member Count 12 Months Ago | Avg. length of service for dropped members | Months Since Last MMR *** | Yrs. Since Last Officer Report | President Rotation | Vice President Reported **** | Months Since Last Activity Report *** | Account Balance | Donations for current Fiscal Year |
| | | | | | | | | | | | | | | | | | |
| | | | Number of times on status quo within last two years | If below 15 members appears | | | | If net loss is greater than 20% appears | | | If no report in 3 months appears in | When more than one year appears in | Number of repeat terms | Notes the officers that do not have an active | If no report at 12 months appears in red | | |

* - P - Priority Club. Cancellation Reasons: 1-Objectives/conduct, 2-Non-active club, 5-Non-existing club, 6-Disbanding, 7-Merger, 8-Financial Suspension, 9-District/Multiple District Dues.

** - Abbreviation: P-President, S-Secretary, T-Treasurer, M-Member Chairperson, VP-First Vice President, MC-Communications Chairperson, SC-Service Chairperson

*** - Abbreviation: N/R - Never reported using the Lions Clubs website, N/A - Not applicable, No password registered for the Lions Clubs website.

**** - Abbreviation: N - New, IP - Immediate Past, R - Repeat.



Club Health Assessment for District 336 D through May 2025

| | | | Status | Membership | | | | | | | Reports | | | | | Finance | | LCIF | | | |
|------------------------------------|--|--------------|---|-----------------------------|-------------------|---------------------|----------------|-----------------|---|--|---------------------------|--------------------------------|--------------------|------------------------------|---------------------------------------|------------------------------------|-----------------------------------|---|--------------------------------------|--|--|
| Club Number | Club Name | Charter Date | | Current Member Count | YTD Members Added | YTD Members Dropped | YTD Net Growth | YTD Net Growth% | Member Count 12 Months Ago | Avg. length of service for dropped members | Months Since Last MMR *** | Yrs. Since Last Officer Report | President Rotation | Vice President Reported **** | Months Since Last Activity Report *** | Account Balance | Donations for current Fiscal Year | | | | |
| | | | Number of times on status quo within last two years | If below 15 members appears | | | | | If net loss is greater than 20% appears | | | | | | If no report in 3 months appears in | When more than one year appears in | Number of repeat terms | Notes the officers that do not have an active red | If no report in 12 months appears in | | |
| Clubs less than two years old | | | | | | | | | | | | | | | | | | | | | |
| 181218 | Hamada Touran Campus | 04/04/2025 | Newly Chartered | 21 | 21 | 0 | 21 | 100.00% | 0 | | 1 | | | VP,SC | N/R | | | | | | |
| 179705 | Shunankoritsudaigaku | 11/22/2024 | Active | 54 | 54 | 0 | 54 | 100.00% | 0 | | 0 | | | T,M,VP,SC | N/A | | | | | | |
| 180940 | University of Shimane akaenpitsukun Campus | 03/03/2025 | Newly Chartered | 20 | 20 | 0 | 20 | 100.00% | 0 | | 2 | | | T,M,VP,SC | 0 | | | | | | |
| 180951 | University of Shimane DSAC Campus | 03/03/2025 | Newly Chartered | 20 | 20 | 0 | 20 | 100.00% | 0 | | 2 | | | T,M,VP,SC | 0 | | | | | | |
| Clubs more than two years old | | | | | | | | | | | | | | | | | | | | | |
| 24082 | AKAGI | 12/29/1972 | Active | 21 | 4 | 1 | 3 | 16.67% | 21 | 17 | 0 | | | N | T,M,SC | 0 | | \$867.40 | | | |
| 24088 | DAITO | 02/28/1966 | Active | 22 | 2 | 1 | 1 | 4.76% | 21 | 4 | 1 | | | N | T,M,SC | 0 | | \$1,760.82 | | | |
| 24097 | GOTSU | 09/18/1960 | Active | 75 | 8 | 5 | 3 | 4.17% | 73 | 7 | 0 | | | N | SC | 3 | | \$8,891.82 | | | |
| Exc Award (06/30/2024) | | | | | | | | | | | | | | | | | | | | | |
| 24099 | HAGI | 02/11/1962 | Active | 62 | 1 | 1 | 0 | 0.00% | 61 | 36 | 7 | | | N | P,T,M,SC | 24+ | | \$4,796.97 | | | |
| 24098 | HAMADA | 04/01/1958 | Active | 39 | 2 | 1 | 1 | 2.63% | 39 | 1 | 0 | | | | VP | 24+ | | \$2,549.69 | | | |
| 30860 | HAMADA KAMEYAMA | 05/30/1975 | Active | 47 | 5 | 3 | 2 | 4.44% | 48 | 15 | 0 | | | N | T,M,SC | 7 | | \$7,635.49 | | | |
| 24100 | HIGASHIIZUMO | 08/24/1970 | Active | 34 | 2 | 2 | 0 | 0.00% | 35 | 5 | 1 | | | N | S,M,VP,SC | 0 | | \$2,349.98 | | | |
| 24101 | HIKARI | 04/30/1962 | Active | 38 | 5 | 3 | 2 | 5.56% | 37 | 16 | 2 | | | N | T | 0 | | \$3,363.57 | | | |
| 24102 | HIKAWA | 04/29/1966 | Active | 48 | 0 | 4 | -4 | -7.69% | 52 | 22 | 1 | | | N | T,M,VP,SC | 6 | | \$7,973.32 | | | |
| 24103 | HIRAO | 06/16/1971 | Active | 6 | 0 | 0 | 0 | 0.00% | 8 | | 0 | | 2 | | S,M,VP,SC | 24+ | | \$640.03 | | | |
| 24104 | HIRATA | 02/15/1964 | Active | 29 | 2 | 0 | 2 | 7.41% | 28 | | 0 | | | N | S,T,SC | 19 | | \$4,025.44 | | | |
| 24114 | HOFU | 04/05/1961 | Active | 34 | 0 | 3 | -3 | -8.11% | 32 | 17 | 0 | | | N | SC | 0 | | \$7,978.93 | | | |
| 24115 | HOFU CHUO | 01/31/1965 | Active | 29 | 4 | 0 | 4 | 16.00% | 26 | | 1 | | | N | M,SC | 6 | | \$925.66 | | | |
| 32655 | HOUHOKU | 07/30/1976 | Active | 18 | 0 | 0 | 0 | 0.00% | 18 | | 0 | | | | S,T,M,VP,SC | 1 | | \$1,715.25 | | | |
| Exc Award (06/30/2017, 06/30/2018) | | | | | | | | | | | | | | | | | | | | | |
| 24118 | IWAKUNI | 11/23/1958 | Active | 38 | 3 | 3 | 0 | 0.00% | 39 | 21 | 4 | | | | P,S,T,M,VP SC | 2 | | \$1,720.01 | | | |
| 24119 | IWAKUNI NISHIKI | 05/04/1962 | Active | 59 | 5 | 2 | 3 | 5.36% | 58 | 2 | 0 | | | | M,VP,SC | 1 | | \$3,073.56 | | | |




Club Health Assessment for District 336 D through May 2025

| | | | Status | Membership | | | | | | | Reports | | | | | Finance | LCIF |
|--|-----------------|--------------|---|-----------------------------|-------------------|---------------------|----------------|---|----------------------------|--|-------------------------------------|------------------------------------|------------------------|---|--|-----------------|-----------------------------------|
| Club Number | Club Name | Charter Date | | Current Member Count | YTD Members Added | YTD Members Dropped | YTD Net Growth | YTD Net Growth% | Member Count 12 Months Ago | Avg. length of service for dropped members | Months Since Last MMR *** | Yrs. Since Last Officer Report | President Rotation | Vice President Reported **** | Months Since Last Activity Report *** | Account Balance | Donations for current Fiscal Year |
| | | | Number of times on status quo within last two years | If below 15 members appears | | | | If net loss is greater than 20% appears | | | If no report in 3 months appears in | When more than one year appears in | Number of repeat terms | Notes the officers that do not have an active | If no report at 12 months appears in red | | |
| 24120 | IWAKUNI SAKURA | 02/11/1965 | Active | 29 | 2 | 1 | 1 | 3.57% | 29 | 2 | 0 | | | P,T,M,VP,SC | 1 | | \$3,557.42 |
| 24121 | IWAMI | 06/25/1966 | Active(1) | 33 | 2 | 3 | -1 | -2.94% | 34 | 14 | 2 | | None | P,S,T,M,VP SC | 0 | | \$675.37 |
| 24122 | IZUMO | 01/18/1961 | Active | 36 | 1 | 4 | -3 | -7.69% | 39 | 12 | 2 | | | S,T,M,VP,SC | 24+ | | \$2,527.98 |
| 24123 | IZUMO CHUO | 09/13/1964 | Active | 65 | 4 | 4 | 0 | 0.00% | 61 | 13 | 1 | | N | S,T,M,SC | 24+ | | \$11,898.70 |
| 36425 | IZUMO LAKEHILL | 12/18/1978 | Active | 13 | 1 | 2 | -1 | -7.14% | 14 | 3 | 1 | | N | T,M,VP,SC | 0 | | \$2,556.54 |
| 33001 | IZUMO MINAMI | 11/18/1976 | Active | 26 | 2 | 1 | 1 | 4.00% | 26 | 2 | 1 | | | T,M,VP,SC | 0 | | \$1,989.14 |
| 24124 | IZUMOHIROSE L C | 07/14/1963 | Active | 25 | 0 | 0 | 0 | 0.00% | 25 | | 14 | 1 | None | P,S,T,M,VP SC | 24+ | | \$993.40 |
| 24127 | KAKEYA | 05/24/1970 | Active | 27 | 1 | 2 | -1 | -3.57% | 28 | 24 | 3 | | N | P,S,T,M,VP SC | 1 | | \$652.44 |
| 24131 | KAMO | 08/28/1966 | Active | 28 | 1 | 0 | 1 | 3.70% | 27 | | 8 | | N | S,T,M,VP,SC | 17 | | \$1,925.81 |
| 32851 | KASHIMA SHIMANE | 10/19/1976 | Active | 37 | 9 | 4 | 5 | 15.63% | 32 | 16 | 0 | | None | P,S,T,M,VP SC | 24+ | | \$1,573.30 |
| 24128 | KIKUGAWA | 05/05/1968 | Active | 14 | 1 | 2 | -1 | -6.67% | 15 | 22 | 3 | | | T,M,VP,SC | 18 | | \$926.22 |
| 24136 | KISUKI | 08/30/1964 | Active | 30 | 2 | 4 | -2 | -6.25% | 33 | 17 | 0 | | N | P,T,M,VP,SC | 5 | | \$1,164.67 |
| 24139 | KUDAMATSU | 07/24/1960 | Active | 20 | 0 | 0 | 0 | 0.00% | 22 | | 11 | | | P,S,T,M,VP SC | 16 | | \$476.82 |
| 38242 | KUDAMATSU CHUO | 03/19/1980 | Active | 28 | 1 | 0 | 1 | 3.70% | 27 | | 10 | | | P,T,M,VP,SC | 3 | | \$586.75 |
| 39388 | KUSUNOKI | 01/31/1981 | Active | 19 | 2 | 3 | -1 | -5.00% | 20 | 19 | 1 | | N | S,T,VP,SC | 24+ | | \$456.08 |
| 24145 | MASUDA | 01/18/1961 | Active | 57 | 6 | 4 | 2 | 3.64% | 54 | 13 | 0 | | N | | 0 | | \$3,385.11 |
| Exc Award (06/30/2017, 06/30/2018) | | | | | | | | | | | | | | | | | |
| 38012 | MASUDA AKEBONO | 01/31/1980 | Active | 23 | 0 | 1 | -1 | -4.17% | 23 | 3 | 2 | | N | | 2 | | \$440.00 |
| Exc Award (06/30/2016, 06/30/2018, 06/30/2020) | | | | | | | | | | | | | | | | | |
| 24146 | MATSUE | 06/10/1956 | Active | 83 | 15 | 6 | 9 | 12.16% | 75 | 8 | 1 | | N | SC | 23 | | \$9,090.76 |
| Exc Award (06/30/2024) | | | | | | | | | | | | | | | | | |
| 47276 | MATSUE AOI | 04/28/1987 | Active | 70 | 11 | 12 | -1 | -1.41% | 72 | 17 | 3 | | N | T,M,SC | 0 | | \$5,866.41 |
| Exc Award (06/30/2016, 06/30/2018) | | | | | | | | | | | | | | | | | |
| 24147 | MATSUE KOJO | 06/14/1964 | Active | 85 | 2 | 1 | 1 | 1.19% | 99 | 19 | 1 | | N | P,T,M,VP,SC | 1 | | \$13,805.15 |
| Exc Award (06/30/2018) | | | | | | | | | | | | | | | | | |
| 24151 | MINE | 07/21/1962 | Active | 26 | 2 | 1 | 1 | 4.00% | 25 | 2 | 0 | | None | P,S,T,M,VP SC | 23 | | \$3,852.99 |



Club Health Assessment for District 336 D through May 2025

|  | | | Status | Membership | | | | | | | Reports | | | | | Finance | LCIF |
|--|-----------------------------|--------------|---|-----------------------------|-------------------|---------------------|----------------|---|----------------------------|--|-------------------------------------|------------------------------------|------------------------|---|---------------------------------------|-----------------|-----------------------------------|
| Club Number | Club Name | Charter Date | | Current Member Count | YTD Members Added | YTD Members Dropped | YTD Net Growth | YTD Net Growth% | Member Count 12 Months Ago | Avg. length of service for dropped members | Months Since Last MMR *** | Yrs. Since Last Officer Report | President Rotation | Vice President Reported **** | Months Since Last Activity Report *** | Account Balance | Donations for current Fiscal Year |
| | | | Number of times on status quo within last two years | If below 15 members appears | | | | If net loss is greater than 20% appears | | | If no report in 3 months appears in | When more than one year appears in | Number of repeat terms | Notes the officers that do not have an active | If no report at 12 months red | | |
| 24154 | MITOYA | 06/24/1966 | Active | 20 | 4 | 2 | 2 | 11.11% | 18 | 18 | 1 | | | N | S,T,VP,SC | 2 | \$1,248.23 |
| 59182 | MIZUHO | 02/24/1997 | Active | 44 | 1 | 2 | -1 | -2.22% | 45 | 7 | 0 | | | | P,S,T,M,VP SC | 24+ | \$880.04 |
| 24159 | NAGATO | 09/09/1962 | Active | 55 | 1 | 1 | 0 | 0.00% | 55 | 2 | 5 | | | | M,VP,SC | 2 | \$10,305.17 |
| 24163 | NITA | 12/17/1967 | Active | 46 | 1 | 0 | 1 | 2.22% | 48 | | 9 | | | N | SC | 0 | \$3,201.72 |
| 24165 | ODA | 01/20/1963 | Active | 34 | 2 | 3 | -1 | -2.86% | 36 | 3 | 1 | | | N | P,M,VP,SC | 10 | \$3,591.34 |
| 55426 | OHCHI DAIWA | 03/08/1994 | Active | 9 | 0 | 0 | 0 | 0.00% | 9 | | 9 | | None | | P,S,T,M,VP SC | 24+ | \$244.33 |
| 24167 | ONODA | 06/27/1960 | Active | 35 | 2 | 2 | 0 | 0.00% | 35 | 2 | 9 | | | N | M,VP,SC | 24+ | \$3,400.96 |
| 24171 | OSHIMA | 03/22/1964 | Active | 17 | 2 | 0 | 2 | 13.33% | 19 | | 1 | | | N | S,T,M,SC | 1 | \$1,920.23 |
| 30987 | OSHIMA CHUO | 06/20/1975 | Active | 13 | 1 | 0 | 1 | 8.33% | 12 | | 9 | | | | P,M,VP,SC | 24+ | \$259.86 |
| 24172 | OSHIMA ORANGE | 06/11/1971 | Active | 19 | 0 | 0 | 0 | 0.00% | 22 | | 11 | 1 | None | | P,S,T,M,VP SC | 24+ | 90+ Days |
| 36426 | SADA | 12/19/1978 | Active | 21 | 2 | 1 | 1 | 5.00% | 22 | 2 | 4 | | | N | P,S,T,VP,SC | 11 | \$342.09 |
| 48590 | SAKURAE | 05/17/1988 | Active | 14 | 0 | 2 | -2 | -12.50% | 16 | 30 | 1 | | | N | T,SC | 0 | \$1,634.19 |
| 24176 | SANYO | 10/30/1962 | Active | 28 | 1 | 4 | -3 | -9.68% | 32 | 23 | 0 | | | N | P,T,M,VP,SC | 9 | \$2,956.56 |
| 24182 | SHIMONOSEKI | 12/14/1958 | Active | 33 | 12 | 4 | 8 | 32.00% | 27 | 12 | 0 | | | | S,T,M,VP,SC | 17 | \$641.29 |
| 24177 | SHIMONOSEKI CHOFU | 03/13/1965 | Active | 15 | 1 | 2 | -1 | -6.25% | 16 | 43 | 0 | | | N | T,M,SC | 1 | \$510.45 |
| 24181 | SHIMONOSEKI EAST | 09/09/1962 | Active | 37 | 6 | 2 | 4 | 12.12% | 33 | 3 | 0 | | | N | P,T,VP,SC | 0 | \$1,331.10 |
| 30663 | SHIMONOSEKI HIBIKINADA | 04/25/1975 | Active | 18 | 2 | 3 | -1 | -5.26% | 20 | 1 | 0 | | None | | P,S,T,M,VP SC | 1 | \$664.62 |
| 109097 | SHIMONOSEKI ISHIN | 08/23/2010 | Active | 17 | 0 | 2 | -2 | -10.53% | 19 | 8 | 5 | | | N | P,M,VP,SC | 9 | \$333.54 |
| 24186 | SHIMONOSEKI NORTH | 03/27/1966 | Active | 50 | 3 | 1 | 2 | 4.17% | 48 | 3 | 2 | | | N | S,VP,SC | 2 | \$2,237.07 |
| 46799 | SHIMONOSEKI SHINSHIMONOSEKI | 12/29/1986 | Active | 29 | 0 | 0 | 0 | 0.00% | 30 | | 4 | | | | T,M,VP,SC | 6 | \$2,039.91 |
| 24178 | SHIMONOSEKI WEST | 03/13/1964 | Active | 25 | 1 | 1 | 0 | 0.00% | 28 | 36 | 0 | | | | S,T,M,VP,SC | 0 | \$2,073.30 |
| 24160 | SHIN NANYO | 02/09/1964 | Active | 27 | 5 | 2 | 3 | 12.50% | 24 | 3 | 0 | | | N | P,T,M,VP,SC | 1 | \$2,461.19 |
| 24180 | SHINJI | 10/29/1973 | Active | 35 | 1 | 1 | 0 | 0.00% | 37 | 1 | 0 | | None | N | P,S,T,M,VP SC | 15 | \$2,947.13 |
| 50363 | SHINNANYO WAKAYAMA | 03/21/1990 | Active | 25 | 5 | 1 | 4 | 19.05% | 21 | 0 | 3 | | | N | P,M,VP,SC | 0 | \$2,201.84 |
| 24185 | SHUHO | 06/19/1965 | Active | 10 | 0 | 0 | 0 | 0.00% | 10 | | 14 | 1 | None | | P,S,T,M,VP SC | 15 | \$395.50 |



Club Health Assessment for District 336 D through May 2025

| | | | Status | Membership | | | | | | | Reports | | | | | Finance | LCIF | |
|------------------------|------------------|--------------|---|-----------------------------|-------------------|---------------------|----------------|---|----------------------------|--|-------------------------------------|------------------------------------|------------------------|---|--|-----------------|-----------------------------------|------------|
| Club Number | Club Name | Charter Date | | Current Member Count | YTD Members Added | YTD Members Dropped | YTD Net Growth | YTD Net Growth% | Member Count 12 Months Ago | Avg. length of service for dropped members | Months Since Last MMR *** | Yrs. Since Last Officer Report | President Rotation | Vice President Reported **** | Months Since Last Activity Report *** | Account Balance | Donations for current Fiscal Year | |
| | | | Number of times on status quo within last two years | If below 15 members appears | | | | If net loss is greater than 20% appears | | | If no report in 3 months appears in | When more than one year appears in | Number of repeat terms | Notes the officers that do not have an active | If no report at 12 months appears in red | | | |
| 24188 | TABUSE | 09/04/1966 | Active | 19 | 1 | 0 | 1 | 5.56% | 21 | | 10 | | | N | T,VP,SC | 7 | | \$754.98 |
| 32127 | TAISHA | 04/28/1976 | Active | 17 | 0 | 0 | 0 | 0.00% | 20 | | 11 | | | N | P,T,SC | 0 | | \$505.50 |
| 24190 | TOKUYAMA | 11/05/1960 | Active | 19 | 3 | 1 | 2 | 11.76% | 18 | 6 | 3 | | | N | T,SC | 5 | | \$2,135.23 |
| 24197 | TOKUYAMA CHUO | 11/10/1968 | Active | 35 | 2 | 6 | -4 | -10.26% | 39 | 1 | 0 | | | N | T,M,SC | 7 | | \$4,018.08 |
| Exc Award (06/30/2024) | | | | | | | | | | | | | | | | | | |
| 36647 | TONBARA | 02/05/1979 | Active | 20 | 1 | 1 | 0 | 0.00% | 20 | 12 | 0 | | None | | P,S,T,M,VP SC | 10 | | \$132.92 |
| 24192 | TOYOURA | 02/27/1961 | Active | 14 | 2 | 1 | 1 | 7.69% | 13 | 17 | 3 | | | N | P,S,T,M,VP SC | 24+ | | \$93.39 |
| 24198 | UBE | 05/30/1959 | Active | 61 | 4 | 4 | 0 | 0.00% | 61 | 13 | 0 | | | | M,VP,SC | 0 | | \$7,549.28 |
| 78752 | UBE HARMONY | 04/09/2004 | Active | 27 | 2 | 0 | 2 | 8.00% | 25 | | 10 | | | | P,T,M,VP,SC | 1 | | \$6,832.90 |
| 41771 | UBE KATABAMI | 07/30/1982 | Active | 23 | 0 | 0 | 0 | 0.00% | 23 | | 8 | | | | P,S,T,M,VP SC | 24+ | | \$3,760.50 |
| 49060 | UBE SALVIA | 11/28/1988 | Active | 22 | 3 | 0 | 3 | 15.79% | 22 | | 10 | | | | M,VP,SC | 24+ | | \$1,873.29 |
| 24199 | UBE SHINKAWA | 09/04/1966 | Active | 28 | 0 | 0 | 0 | 0.00% | 30 | | 8 | | None | | P,S,T,M,VP SC | 22 | | \$4,126.76 |
| 24200 | UBE TOKIWA | 08/27/1962 | Active | 9 | 0 | 0 | 0 | 0.00% | 9 | | 14 | | 4 | | S,T,M,VP,SC | 24+ | | \$357.40 |
| 45392 | YAKUMO | 09/30/1985 | Active | 12 | 0 | 1 | -1 | -7.69% | 13 | 10 | 10 | | | N | P,S,T,M,VP SC | 1 | | \$476.77 |
| 24201 | YAMAGUCHI | 09/28/1960 | Active | 33 | 2 | 3 | -1 | -2.94% | 35 | 3 | 1 | | | N | P,S,M,VP,SC | 2 | | \$444.01 |
| 24202 | YAMAGUCHI CHUO | 05/20/1971 | Active | 37 | 10 | 1 | 9 | 32.14% | 30 | 2 | 3 | | | N | M,SC | 3 | | \$999.43 |
| 24203 | YAMAGUCHI SAIKYO | 12/10/1967 | Active | 25 | 2 | 2 | 0 | 0.00% | 25 | 14 | 3 | | None | | P,S,T,M,VP SC | 0 | | \$834.04 |
| 24204 | YANAI | 04/12/1962 | Active | 21 | 0 | 1 | -1 | -4.55% | 22 | 35 | 8 | | None | | P,S,T,M,VP SC | 0 | | \$420.01 |
| 24206 | YASUGI | 10/23/1961 | Active | 38 | 3 | 1 | 2 | 5.56% | 36 | 4 | 0 | | | N | S,M,SC | 5 | | \$1,076.22 |
| 32258 | YASUGI TOKAMI | 05/18/1976 | Active | 66 | 5 | 2 | 3 | 4.76% | 66 | 4 | 1 | | | N | M,SC | 17 | | \$3,552.58 |
| 98601 | YOKOTA | 02/20/2007 | Active | 27 | 2 | 1 | 1 | 3.85% | 26 | 2 | 0 | | | N | P,S,T,M,VP SC | 4 | | \$500.06 |

Clubs Cancelled Previous Fiscal Year – Clubs Cancelled within last 12 months may be reinstated

| Club Number | Club Name | Charter Date | Current Status* | Cancellation Date |
|-------------|------------------|--------------|-----------------|-------------------|
| 58598 | SHIMONOSEKI CHUO | 07/09/1996 | Cancelled(6*) | 06/29/2024 |



Club Health Assessment for District 336 D through May 2025

| | | | Status | | | | | | | Membership | | | | | | | Reports | | | | Finance | | LCIF |
|---------------------------|---------------------|---------------------------|---|-----------------------------|-------------------|---------------------|---|------------------|----------------------------|--|--------------------------------------|------------------------------------|----------------------------------|---|--|--|-----------------------------------|----------------------------|----------------------------------|--|---------|--|------|
| Club Number | Club Name | Charter Date | | Current Member Count | YTD Members Added | YTD Members Dropped | YTD Net Growth | YTD Net Growth% | Member Count 12 Months Ago | Avg. length of service for dropped members | Months Since Last MMR *** | Yrs. Since Last Officer Report | President Rotation | Vice President Reported **** | Months Since Last Activity Report *** | Account Balance | Donations for current Fiscal Year | | | | | | |
| | | | Number of times on status quo within last two years | If below 15 members appears | | | If net loss is greater than 20% appears | | | | If no report in 3 months appears in | When more than one year appears in | Number of repeat terms | Notes the officers that do not have an active | If no report at 12 months appears in red | | | | | | | | |
| 24205 | YANAI CHUO | 06/01/1969 | Cancelled(6*) | 06/29/2024 | | | | | | | | | | | | | | | | | | | |
| Current Total Clubs Count | YTD New Clubs Count | YTD Cancelled Clubs Count | YTD Net Club Gain | Current Total Members Count | YTD Add | YTD Drop | YTD Net Growth | YTD Net Growth % | Member Count 12 Months Ago | Average Member Count Per Club | % of Clubs with less than 20 members | % No MMR in 3 Months | % No Officer Report in 12 Months | % of Clubs with balance 90+ days | Number of Clubs in Status Quo | % Status Quo Clubs in Financial Suspension | Number of Cancelled Clubs | Average Cancelled Club Age | Members Lost Due to Cancellation | % of Clubs Cancelled for Non-Financial Reasons | | | |
| 86 | 4 | 0 | 4 | 2,717 | 318 | 145 | 173 | 6.80% | 2,612 | 32 | 23% | 38% | 3% | 1% | 0 | 0% | 0 | 0 | 0 | 0% | | | |

* - P - Priority Club. Cancellation Reasons: 1-Objectives/conduct, 2-Non-active club, 5-Non-existing club, 6-Disbanding, 7-Merger, 8-Financial Suspension, 9-District/Multiple District Dues.

** - Abbreviation: P-President, S-Secretary, T-Treasurer, M-Member Chairperson, VP-First Vice President, MC-Communications Chairperson, SC-Service Chairperson

*** - Abbreviation: N/R - Never reported using the Lions Clubs website, N/A - Not applicable, No password registered for the Lions Clubs website.

**** - Abbreviation: N - New, IP - Immediate Past, R - Repeat.